



January 2019

Zacks Trade Pricing Guide for All Accounts

Pricing information in this guide supersedes any prior versions. All information within this guide is believed to be accurate but not guaranteed. Zacks Trade reserves the right to modify any commissions, fees or optional charges without any prior notice.

Zacks Trade Pricing Guide – Table of Contents

1. Account Minimum Requirements.....	3
2. United States Commissions.....	3
3. Foreign Commissions.....	4
4. Other Fees.....	6
5. Margin Interest Rates.....	10
6. Credit Interest Rates.....	13
7. Optional Market Data Subscriptions.....	14
8. Optional Research Subscriptions.....	23

How to Reach Us:

By Phone:

Toll Free: 888.979.2257
Local: 312.265.9406

By Web and Wireless:

zackstrade.com

By Email:

support@zackstrade.com

By Online Chat:

Visit zackstrade.com. Click Chat on the top right hand corner.

By Fax:

312.265.9547

Minimum Deposit Requirements

Account Type or Service	Minimum Deposit Requirement
Individual, Joint, Custodial, Trust, Traditional IRA, Roth IRA, Rollover IRA, SEP IRA, Corporate, Partnership, Limited Liability Corporation & Unincorporated Business	\$2,500 per account <i>(or non-USD equivalent)</i>
Reg T Margin	While our account minimum is \$2,500, in order to have Reg T margin privileges you must maintain \$2,000 in the account at all times. <i>(or non-USD equivalent)</i>
Portfolio Margin	\$110,000 minimum account value. It should be noted that if your account drops below 100,000 USD you will be restricted from doing any margin-increasing trades. Therefore if you do not intend to maintain at least 100,000 USD in your account, you should not apply for a Portfolio Margin account. <i>(or non-USD equivalent)</i>

United States Commissions

Investment Type	Online Commission
Stocks & ETFs (Greater than \$1 per share)	\$0.01 per share *\$3 Minimum
Stocks & ETFs (Less than \$1 per share)	1% of Trade Value *\$3 Minimum
Options	\$3 for First Contract + \$0.75 per additional
Options Exercise/Assignment	Free
Mutual Funds	\$27.50
Corporate Bonds	

Up to \$10,000 Face Value	0.1% * Face Value + \$3 per bond
Remaining Face Value	0.025% * Face Value + \$3 per bond
U.S. Government Bonds	
Up to \$1 Million Face Value	0.025% * Face Value + \$3 per bond
Remaining Face Value	0.005% * Face Value + \$3 per bond
Broker Assisted Trades	Same as Online Commission

Please note the following:

1. Most regulatory fees and exchange fees are included. In the event clearing costs, exchange fees, and regulatory fees exceed our normal advertised commission rate, then those additional fees would also be passed along to the client. In most instances, this occurs when a marketable limit order or market order is placed that removes liquidity at an exchange.
2. For customers who send an extraordinary number of non-marketable limit orders to the NYSE, and who route such orders direct to NYSE, rather than using SmartRouting, Zacks Trade reserves the right to impose a surcharge in order to defray specialist order handling charges. In this event, Zacks Trade will provide notice to affected customers.
3. Modified orders will be treated as the cancellation and replacement of an existing order with a new order. On certain exchanges, this may have the effect of subjecting modified orders to commission minimums as if they were new orders. For example, if an order for 200 shares is submitted and 100 shares execute, then you modify the order and another 100 shares execute, a commission minimum would be applied to both 100 share orders. Orders that persist overnight will be considered a new order for the purposes of determining order minimums.
4. VAT, also referred to as consumption tax, goods and services tax, where applicable, will be separately applied for eligible services.

Foreign Commissions

Other North America	Online Commission
Canada	
Stocks & ETFs (Greater than \$1 per share)	\$0.02 CAD per share *\$4.50 CAD Minimum
Stocks & ETFs (Less than \$1 per share)	1% of Trade Value CAD *\$4.50 CAD Minimum
Mexico	0.3% of Trade Value MXN *180 MXN Minimum
Broker Assisted Trades	Same as Online

Please note the following:

1. Most regulatory fees and exchange fees are included. In the event clearing costs, exchange fees, and regulatory fees exceed our normal advertised commission rate, then those additional fees would also be passed along to the client. In most instances, this occurs when a marketable limit order or market order is placed that removes liquidity at an exchange.
2. Modified orders will be treated as the cancellation and replacement of an existing order with a new order. On certain exchanges, this may have the effect of subjecting modified orders to commission minimums as if they were new orders. For example, if an order for 200 shares is submitted and 100 shares execute, then you modify the order and another 100 shares execute, a commission minimum would be applied to both 100 share orders. Orders that persist overnight will be considered a new order for the purposes of determining order minimums.
3. VAT, also referred to as consumption tax, goods and services tax, where applicable, will be separately applied for eligible services.

Europe	Online Commission
Austria, Belgium, France, Germany, Italy, Netherlands, Portugal, and Spain Stocks	0.3% of Trade Value EUR *12 EUR minimum
Euronext Bonds	0.3% of Trade Value EUR *12 EUR minimum
Norway	0.1% of Trade Value NOK *150 NOK minimum
Sweden	1% of Trade Value SEK *100 SEK minimum
United Kingdom	0.3% of Trade Value GBP *12 GBP minimum
Broker Assisted Trades	Same as Online

Please note the following:

1. Most regulatory fees and exchange fees are included. In the event clearing costs, exchange fees, and regulatory fees exceed our normal advertised commission rate, then those additional fees would also be passed along to the client. In most instances, this occurs when a marketable limit order or market order is placed that removes liquidity at an exchange.
2. Modified orders will be treated as the cancellation and replacement of an existing order with a new order. On certain exchanges, this may have the effect of subjecting modified orders to commission minimums as if they were new orders. For example, if an order for 200 shares is submitted and 100 shares execute, then you modify the order and another 100 shares execute, a commission minimum would be applied to both 100 share orders. Orders that persist overnight will be considered a new order for the purposes of determining order minimums.
3. VAT, also referred to as consumption tax, goods and services tax, where applicable, will be separately applied for eligible services.
4. Effective August 1, 2012, securities issued by French companies with a market capitalization of 1 billion EUR as of January 1, 2012 will be subject to a transaction tax.
5. Effective March 1, 2013, certain Italian stocks will be subject to a transaction tax.
6. Stamp taxes (UK=0.5%, Ireland=1%) are directly passed through to the client.

Asia	Online Commission
-------------	--------------------------

Hong Kong Stocks	0.3% of Trade Value HKD *120 HKD Minimum
Hong Kong Government and Corporate Bonds	0.3% of Trade Value HKD *120 HKD Minimum
Japan	0.3% of Trade Value JPY *1200 JPY minimum
Singapore	0.3% of Trade Value SGD *20 SGD minimum
Broker Assisted Trades	Same as Online

Please note the following:

1. Most regulatory fees and exchange fees are included. In the event clearing costs, exchange fees, and regulatory fees exceed our normal advertised commission rate, then those additional fees would also be passed along to the client. In most instances, this occurs when a marketable limit order or market order is placed that removes liquidity at an exchange.
2. For Hong Kong, all external costs will be passed through to clients. This includes exchange trading fees, exchange trading tariff, settlement fees, government stamp duty (0.1% rounded up to the nearest 1.00 for SEHK stocks, applies to stocks only) and SFC transaction levy (0.0027%, applies to stocks and warrants) as applicable activity regardless of commission model.
3. Modified orders will be treated as the cancellation and replacement of an existing order with a new order. On certain exchanges, this may have the effect of subjecting modified orders to commission minimums as if they were new orders. For example, if an order for 200 shares is submitted and 100 shares execute, then you modify the order and another 100 shares execute, a commission minimum would be applied to both 100 share orders. Orders that persist overnight will be considered a new order for the purposes of determining order minimums.
4. VAT, also referred to as consumption tax, goods and services tax, where applicable, will be separately applied for eligible services.

Australia	Online Commission
Australia	0.3% of Trade Value AUD *16 AUD minimum
Broker Assisted Trades	Same as Online

Please note the following:

1. Most regulatory fees and exchange fees are included. In the event clearing costs, exchange fees, and regulatory fees exceed our normal advertised commission rate, then those additional fees would also be passed along to the client. In most instances, this occurs when a marketable limit order or market order is placed that removes liquidity at an exchange.
2. Modified orders will be treated as the cancellation and replacement of an existing order with a new order. On certain exchanges, this may have the effect of subjecting modified orders to commission minimums as if they were new orders. For example, if an order for 200 shares is submitted and 100 shares execute, then you modify the order and another 100 shares execute, a commission minimum would be applied to both 100 share orders. Orders that persist overnight will be considered a new order for the purposes of determining order minimums.

3. VAT, also referred to as consumption tax, goods and services tax, where applicable, will be separately applied for eligible services.

Other Fees

United States	Fee
Inactivity Fee	None
Access to all Platforms	Free
Automated Customer Account Transfer (ACAT)	Free (Incoming/Outgoing) ZacksTrade does not charge for incoming transfers but your broker may charge you an outgoing fee
Corporate Actions	Free
Withdrawals USD	Free (Every Month) Any subsequent withdrawal in the same month is \$1 for an ACH, \$4 for a check and \$10 for a wire.
Order Cancellation Fee	Free
Request to exercise Dissenter or Appraisal Rights	\$100 + external costs
Hong Kong Stock Tenders for Cash	0.1% Stamp Duty
Currency Conversion to USD	Typical Range of \$2.00 - \$2.50 USD
American or Global Depository Receipt (ADR/GDR) Fee	Typical Range of \$0.01 - \$0.03 USD
Deposit/Withdrawal at Custodian (DWAC)	\$100 per settled transaction
Direct Registration System (DRS) Deposit	\$25 per settled transaction \$100 per rejected transaction
Direct Registration System (DRS) Withdrawal	\$5 per settled transaction No fee for rejected transaction
Exposure fee for High Risks Accounts ¹	See below ¹
Trade Bust/Adjustment NASDAQ	\$250.00 ²
Request to exercise warrants	External costs

1. Zacks Trade imposes a daily "Exposure Fee" on a small minority of Zacks Trade customer accounts that have a very high worst-case loss risk exposure. This is to attempt to partially protect Zacks Trade and its customers from those accounts that have very risky positions that currently satisfy exchange margin requirements, but nonetheless could suffer excessive losses in the event of a significant market move (for example, accounts with high exposure to short option positions).

Exposure Fees only apply to a small minority of Zacks Trade customer accounts with unusually risky positions. Most Zacks Trade accounts are not subject to the fees. The fee is not a higher margin requirement. It is a fee to be deducted from affected accounts to compensate Zacks Trade for the risk in servicing such accounts. Please note that the exposure fee is not insurance against losses in your account and you will remain liable to Zacks Trade for any debt or deficit in your account even if you have paid exposure fees.

Each day, as part of its risk management policy, Zacks Trade simulates profit-loss scenarios for client portfolios based on hypothetical market movements of certain magnitudes ("Exposure Analysis"). The scenarios examined may exceed the parameters used by various exchanges for determination of minimum margin requirements.

As part of this daily process, Zacks Trade will calculate an Exposure Fee to be charged to high-risk accounts based on the potential exposure the account represents to Zacks Trade in the event of a major loss. Under the Exposure Analysis conducted by Zacks Trade, if an account would lose so much value that its equity would be eliminated and it would then additionally have an unsecured debt to Zacks Trade (i.e., negative equity), this would represent an Exposure to the firm (since Zacks Trade is legally obligated to guarantee its customers' performance to the clearinghouse even if the customer has no remaining equity).

The Exposure Fee will be calculated for all calendar days and charged to the account at the end of the following trading day. Example, the exposure fee charge on Monday's activity statement will reflect the charges for Friday, Saturday and Sunday. The results of the Exposure Analysis relating to the Exposure Fee will be made available for each account via the Account Management section of Zacks Trade's website.

Please note the following:

- Zacks Trade will calculate the Exposure Fee in its own discretion and using its own proprietary algorithms (which are subject to change without notice) to determine the exposure that an account poses to the firm.
- The Exposure Fee may change each day based on market movements, changes in the account's portfolio, or changes in the formulas and algorithms Zacks Trade utilizes to determine the riskiness of the account.
- The Exposure Fee will be deducted from affected accounts on a daily basis. You should keep excess capital in your account to cover the fee if your account will be affected. If deduction of the fee causes a margin deficiency, the account will be subject to liquidation of positions as specified in the Zacks Trade Customer Agreement.
- The Exposure Fee is judged separately account by account. If you have multiple accounts with offsetting risk exposures, you should combine them in order to reduce or avoid the Exposure Fee.
- Accounts that are subject to both the overnight position fee and the exposure fee will be charged the greater of the two fees.
- The Exposure Fee is not a form of insurance for your account. If your account incurs a debt or deficit to Zacks Trade you are still liable to Zacks Trade to satisfy that debt or deficit and the fact that your account may have paid exposure fees does not relieve you of that liability. Nor will your debt or deficit to Zacks Trade be offset or reduced by the amount of any exposure fees your account may have paid.

If you wish to avoid being charged an Exposure Fee, please consider the following:

- Adding additional capital will improve the risk profile of your account and may reduce or eliminate the Exposure Fee;
- Reducing the exposure in your account by repurchasing short positions in options may also reduce or eliminate the Exposure Fee. Zacks Trade has found that short positions in low-

- priced options generate the largest exposures relative to capital. You can use the Zacks Trade Risk Navigator to simulate the effects of changes in your portfolio.
2. If an appeal is requested on a ruling that was previously made and that appeal upholds the original decision, NASDAQ will assess a fine for the appeal. For a list of fees, click [here](#).

Other North America	Fee
Wire Withdrawal CAD	Free (Every Month) Any subsequent withdrawal in the same is \$12 CAD for a wire
Wire Deposit/Withdrawal MXN	100 MXN
Canada Direct Registration System (DRS) Deposit/Withdrawal	The exact settlement or rejection fee is charged by the agent + 30 CAD per transaction

Europe	Fee
Wire Withdrawal CHF	Free (Every Month) Any subsequent withdrawal in the same is 11 CHF for a wire
Wire Withdrawal CZK	Free (Every Month) Any subsequent withdrawal in the same is 300 CZK for a wire
Wire Withdrawal DKK	Free (Every Month) Any subsequent withdrawal in the same is 30 DKK for a wire
Wire Withdrawal EUR	Free (Every Month) Any subsequent withdrawal in the same is 8 EUR for a wire
Wire Withdrawal GBP	Free (Every Month) Any subsequent withdrawal in the same is 7 GBP for a wire
Wire Withdrawal HUF	Free (Every Month) Any subsequent withdrawal in the same is 6,000 HUF for a wire
Wire Withdrawal ILS	Free (Every Month) Any subsequent withdrawal in the same is 30 ILS for a wire
Wire Withdrawal NOK	Free (Every Month) Any subsequent withdrawal in the same is 50 NOK for a wire
Wire Withdrawal PLN	Free (Every Month)

	Any subsequent withdrawal in the same is 40 PLN for a wire
Wire Withdrawal RUB	Free (Every Month) Any subsequent withdrawal in the same is 330 RUB for a wire
Wire Withdrawal SEK	Free (Every Month) Any subsequent withdrawal in the same is 50 SEK for a wire
Wire Withdrawal ZAR	Free (Every Month) Any subsequent withdrawal in the same is 200 ZAR for a wire
Order Cancellation Fee	0.50 EUR
Currency Conversion from USD	Typical Range of \$2.00 - \$2.50 USD
Trade Bust/Adjustment – Germany EUREX Exchange	500 EUR
Trade Bust/Adjustment – Sweden SFB Exchange	700 Sek
Withholding Tax Voucher requests for dividends paid on German stocks "Einzelsteuerbescheinigung"	30 EUR per line
Withholding Tax Voucher requests for dividends paid on French stocks "Form 5000/5001"	50 EUR per line

Asia, Australia & New Zealand	Fee
Wire Withdrawal CNH	Free (Every Month) Any subsequent withdrawal in the same is 60 CNH for a wire
Wire Withdrawal HKD	Free (Every Month) Any subsequent withdrawal in the same is 95 HKD for a wire
Wire Withdrawal JPY	Free (Every Month) Any subsequent withdrawal in the same is 1,600 JPY for a wire
Wire Withdrawal AUD	Free (Every Month) Any subsequent withdrawal in the same is 15 AUD for a wire
Wire Withdrawal NZD	Free (Every Month) Any subsequent withdrawal in the same is 15 NZD for a wire

Wire Withdrawal SGD	Free (Every Month) Any subsequent withdrawal in the same is 15 SGD for a wire
Currency Conversion from USD	Typical Range of \$2.00 - \$2.50 USD
Hong Kong Stock Tenders for Cash	0.1% Stamp Duty
Trade Bust/Adjustment – Hong Kong HKFE Exchange	3000 HKD plus \$50 for the first bust request in a calendar month and \$100 for subsequent bust requests in the same calendar month ²

Margin Interest Rates

When calculating rates, keep in mind that Zacks Trade uses a blended rate based on the tiers below. For example, for a balance over 1,000,000 USD, the first 100,000 is charged at the Tier I rate, the next 900,000 at the Tier II rate, etc. When determining the quoted spread, Zacks Trade will use the set benchmark rate or a benchmark rate of 0 for all benchmark rates less than 0.

Zacks Trade accrues interest on a daily basis and posts actual interest monthly on the third business day of the following month.

The tiers on which interest is based may change from time to time without prior notification to clients. Such adjustments are done periodically to adjust for changes in currency rates.

Currency	Loan Amount	Rate Charged
USD	0 – 100,000	5.9%
	100,000.01 – 1,000,000	5.4%
	1,000,000.01 - 3,000,000	4.9%
	3,000,000.01 – 200,000,000	4.7%
	200,000,000.01 +	4.7% ¹
AUD	0 – 140,000	5.573%
	140,000.01 – 1,400,000	5.073%
	1,400,000.01 – 140,000,000	4.573%
	140,000,000.01 +	4.573% ¹
CAD	0 – 140,000	4.76%
	140,000.01 – 1,400,000	4.26%
	1,400,000.01 – 140,000,000	3.76%
	140,000,000.01 +	3.76% ¹
CHF	0 – 100,000	3.5%
	100,000.01 – 1,000,000	3%
	1,000,000.01 – 200,000,000	2.5%
	200,000,000.01 +	2.5% ¹

CNH	0 – 625,000	11.295%
	625,000.01 – 6,250,000	11.295%
	6,250,000.01 – 125,000,000	11.295%
	125,000,000.01 +	11.295% ¹
CZK	0 - 400,000,000	5%
	400,000,000.01 +	5% ¹
DKK	0 - 120,000,000	5% (BM + 3%)
	120,000,000.01 +	5% ¹
EUR	0 - 100,000	3.5%
	100,000.01 - 1,000,000	3%
	1,000,000.01 - 150,000,000	2.5%
	150,000,000.01 +	2.5% ¹
GBP	0 - 80,000	3.732%
	80,000.01 - 800,000	3.232%
	800,000.01 - 160,000,000	2.732%
	160,000,000.01 +	2.732% ¹
HKD	0 - 780,000	4.78%
	780,000.01 - 7,800,000	4.28%
	7,800,000.01 - 780,000,000	3.78%
	780,000,000.01 +	3.78% ¹
HUF	0 - 4,500,000,000	7%
	4,500,000,000.01 +	7% ¹
ILS	0 - 80,000,000	7%
	80,000,000.01 +	7% ¹
INR	All	14.6%
JPY	0 - 11,000,000	3.5%
	11,000,000.01 - 110,000,000	3%
	110,000,000.01 - 20,000,000,000	2.5%
	20,000,000,000.01 +	2.5% ¹
KRW	0 - 120,000,000	5.5%
	120,000,000.01 - 1,200,000,000	5%
	1,200,000,000.01 - 24,000,000,000	4.5%
	24,000,000,000.01 +	4.5% ¹
MXN	0 - 1,900,000	12.874%
	1,900,000.01 - 19,000,000	11.875%
	19,000,000.01 - 1,900,000,000	11.374%
	1,900,000,000.01 +	11.374% ¹
NOK	0 - 850,000	3.801%
	850,000.01 - 8,500,000	3.301%
	8,500,000.01 - 850,000,000	2.801%
	850,000,000.01 +	2.801% ¹
NZD	0 - 150,000	5.097%
	150,000.01 - 1,500,000	4.597%
	1,500,000.01 - 150,000,000	4.347%
	150,000,000.01 +	4.347% ¹

PLN	0 - 70,000,000	6.38%
	70,000,000.01 +	7.38% ¹
RUB	0 - 660,000,000	12.952%
	660,000,000.01 +	12.952% ¹
SEK	0 - 850,000	3.5%
	850,000.01 - 8,500,000	3%
	8,500,000.01 - 850,000,000	2.5%
	850,000,000.01 +	2.5% ¹
SGD	0 - 150,000	4.378%
	150,000.01 - 1,500,000	3.878%
	1,500,000.01 - 150,000,000	3.378%
	150,000,000.01 +	3.378% ¹
ZAR	0 - 150,000,000	9.839%
	1,500,000.01 - 15,000,000	9.339%
	15,000,000.01 - 1,500,000,000	9.089%
	1,500,000,000.01 +	9.089% ¹

1. May be subject to a 1% surcharge applied to the spread if financing is not pre-arranged.

Credit Interest Rates

When calculating rates, Zacks Trade uses a blended rate based on the tiers below. With the exception of CHF, CZK, DKK, EUR, JPY and SEK, if the benchmark rate plus the interest rate paid is less than 0 then the interest paid will be 0%. For balances held in CHF, CZK, DKK, EUR, JPY or SEK, Zacks Trade will apply an effective negative rate to long balances held as outlined in the table below.

Interest accrues and is payable on a daily basis, and Zacks Trade posts actual interest monthly on the 3rd business day of the following month.

The tiers on which interest is based may change from time to time without prior notification to clients. Such adjustments are done periodically to adjust for changes in currency rates.

For the purposes of crediting interest on either long settled cash balances or short stock collateral values, only accounts with Net Asset Value (NAV) exceeding USD 100,000 will be eligible to receive credit interest on long settled cash balances.

Currency	Loan Amount	Rate Paid
USD	0 - 10,000	0%

	10,000.01 +	0%
AUD	0 - 15,000	0%
	15,000.01 - 150,000	0%
	150,000.01 +	0%
CAD	0 - 14,000	0%
	14,000.01 +	0%
CHF	0 - 100,000	0%
	100,000.01 +	-1.325%
CNH	All	0%
CZK	0 - 2,500,000	0%
	2,500,000.01 +	-0.346%
DKK	0 - 700,000	0%
	700,000.01 +	-1.227%
EUR	0 - 100,000	0%
	100,000.01 +	-0.766%
GBP	0 - 7,000	0%
	7,000.01 +	0%
HKD	0 - 78,000	0%
	78,000.01 +	0%
HUF	0 - 2,800,000	0%
	2,800,000.01 +	0%
ILS	All	0%
INR	All	0%
JPY	0 - 11,000,000	0%
	11,000,000.01 +	-0.709%
KRW	0 - 12,000,000	0%
	12,000,000.01 +	0%
MXN	0 - 170,000	0%
	170,000.01 +	1.874%
NOK	0 - 85,000	0%
	85,000.01 +	0%
NZD	0 - 16,000	0%
	16,000.01 +	0%
PLN	0 - 400,000	0%
	400,000.01 +	0%
RUB	0 - 700,000	0%
	700,000.01 +	0%
SEK	0 - 850,000	0%
	850,000.01 +	-1.1%
SGD	0 - 15,000	0%
	15,000.01 +	0%
ZAR	0 - 150,000	0%
	150,000.01 +	3.339%

Optional Market Data Subscriptions

North America Market Data

United States

Region/Exchange	Non-Pro Fees/month	Pro Fees/month
US Securities Snapshot and Futures Value Bundle ^{1, 2, 3, 4}	USD 10.00 Base Waived for Activity ⁴ + USD 0.01 per Snapshot ^{24,25}	N/A
Professional US Securities Snapshot Bundle ^{1, 6}	N/A	USD 10.00 Waived for Activity ⁶ + USD 0.01 per Snapshot ^{24,25}
US Futures Value PLUS Bundle ⁵	USD 5.00	N/A
US Equity and Options Add-On Streaming Bundle ^{26,27}	USD 4.50	USD 125.00 ²⁸
Bond Ratings (Corporates and Municipals) ¹²	USD 1.00	USD 1.00
Cboe BZX Depth of Book	USD 5.50	USD 43.00
Cboe Streaming Market Indexes	USD 2.25	USD 2.25
CBOT Real-Time Depth of Book (L2) ³	N/A	USD 112.50 ^{10,28}
CFE Enhanced Top of Book (L1)	USD 2.50	USD 7.50
CFE Enhanced with Depth of Book (L2)	USD 4.00	USD 15.00
CME Real-Time Depth of Book (L2) ³	N/A	USD 112.50 ^{10,28}
CME S&P Indexes	USD 4.25	USD 4.25
COMEX Real-Time Depth of Book (L2) ³	N/A	USD 112.50 ^{10,28}
Dow Jones Global Indices	USD 1.00	USD 2.00
ERIS Market By Order	USD 1.00	USD 1.00
ICE Futures U.S. (NYBOT) ¹¹	USD 120.75	USD 120.75
ISE Options Depth of Book (L2)	USD 10.00	USD 60.00
NASDAQ BX TotalView (L2) ¹³	USD 2.00	USD 43.00
NASDAQ Global Index Data Service	USD 2.50 ²¹	USD 11.00 ²¹
NASDAQ Options Market Depth of Book (L2)	USD 10.00	USD 60.00
NASDAQ TotalView-OpenView Bundled ¹³	USD 15.00	USD 86.50
NASDAQ TotalView-OpenView EDS ²²	USD 1.00	USD 10.00
NYSE (Network A/CTA) Top of Book (L1) - Billed by the NYSE	N/A	USD 45.00

NYSE (Network A/CTA) Top of Book (L1) - Billed by Interactive Brokers	USD 1.50	USD 45.00
AMEX (Network B/CTA) Top of Book (L1)	USD 1.50	USD 23.00 ⁷
NASDAQ (Network C/UTP) Top of Book (L1)	USD 1.50	USD 25.00 ²⁸
Global OTC Equities(L2)	USD 1.50	USD 48.50
Global OTC and OTC Markets	USD 17.00	USD 127.00
NYMEX Real-Time Depth of Book (L2) ¹⁰	N/A	USD 112.50 ^{10,28}
NYSE AMEX Options Depth of Book (L2)	USD 10.00	USD 60.00
NYSE Arca Options Depth of Book (L2)	USD 10.00	USD 60.00
NYSE Arca Order Imbalances	USD 1.00	USD 1.00
NYSE ArcaBook Depth of Book (L2) ¹³	USD 11.00	USD 65.00 ⁸
NYSE Global Index Feed	USD 1.00	USD 18.25
NYSE MKT Order Imbalances	USD 1.00	USD 1.00
NYSE OpenBook Depth of Book (L2) ¹³	USD 25.00	USD 60.00
NYSE Order Imbalances	USD 1.00	USD 1.00
OCX Data (OneChicago SSF) ¹⁴	USD 1.00	USD 1.00
OPRA Top of Book (L1) (US Option Exchanges) ¹⁵	USD 1.50 ¹⁶	USD 32.75 (includes all exchanges)
OTC Markets Top of Book (L1) ²³	USD 3.00	USD 30.00
OTC Markets Depth of Book (L2) ²³	USD 16.00	USD 80.00
RussellTick Indices Real-Time	USD 2.00	USD 15.00
TRACE (BTDS) Corporate Bond Data	N/A	USD 65.00
US Mutual Funds	Fee Waived ²¹	Fee Waived ²¹
US Bond Real-Time Data ¹²	Fee Waived	Fee Waived

Canada

Region/Exchange	Non-Pro Fees/month	Pro Fees/month
Canadian Exchange Group (TSX/TSXV) Top of Book (L1) (Non-Canadian Residents Only)	USD 20.00	USD 73.00
Toronto Stock Exchange Top of Book (L1) (Canadian Residents Only)	CAD 9.00	CAD 34.50
Toronto Market by Price Depth of Book (L2) ¹⁸	USD 14.00 ²⁰	USD 30.00 ²⁰
TSX Venture Exchange Top of Book (L1) (Canadian Residents Only)	CAD 9.00	CAD 27.00
TSX Venture Market by Price Depth of Book (L2) ¹⁹	USD 16.00 ²⁰	USD 16.00 ²⁰
Montreal Exchange Top of Book (L1) (CDE)	USD 6.00 ²⁰	USD 43.00 ²⁰
Montreal Exchange Depth of Book (L2) (CDE)	USD 9.00 ²⁰	USD 54.50 ²⁰
Aequitas NEO (P,L1)	N/A	USD 10.00

Mexico

Region/Exchange	Non-Pro Fees/month	Pro Fees/month
Mexican Derivatives Exchange Top of Book (L1)	USD 5.00	USD 15.00
Mexican Stock Exchange Top of Book (L1)	USD 14.00	USD 35.50

1. Includes snapshot data for Consolidated Tapes A, B, and C (NYSE, AMEX, NASDAQ) to provide NBBO. Requesting snapshot quotes will result in extra fees on top of the base value of the service. Also includes top of book quotes for OTC Markets, Dow Jones Indices, CBOE Market Data Express Indices, and US Bond Quotes.
2. Includes top of book quotes for CBOT, CME, COMEX, and NYMEX
3. Access to US Futures data requires clients to have US Futures Trading Permissions.
4. Free to clients who trade 20,000 shares of a stock above \$1 per share, or execute 85 trades above \$1 per share, or trade \$6,000 of a stock less than %1 per share, or trade 55 options contracts per month, or make 30 options trades a month or a combination of the above that gets to the required minimum.
5. Requires a subscription to the US Securities Snapshot and Futures Value Bundle. Includes depth of book quotes for CBOT, CME, COMEX, and NYMEX.
6. Accounts must generate at least USD 30 in commissions per month per each user subscribed.
7. Subscribing to AMEX (Network B/CTA) will allow a client to SMART route AMEX and ARCA listed stocks.
8. Subscribing to NYSE ArcaBook Depth of Book (L2) will allow a client to see ARCA Depth of book quotes on the ARCA exchange. For a top of book quote, the client will need a subscription to AMEX (Network B/CTA).
9. Floor-based data generally only includes last sale, as there are rarely bid-ask quotes.
10. Top of Book data is included in the Depth of Book subscription.
11. Includes options and Liffe precious metals futures and futures options.
12. Includes US corporate bonds and US-Treasuries.
13. Must subscribe to NYSE (Network A/CTA), AMEX (Network B/CTA), and NASDAQ (Network C/UTP) data.
14. USD 10.00/month for IBIS Stand-Alone Clients.
15. Includes all options exchanges
16. Free to clients who trade 13,400 shares of a stock above \$1 per share, or execute 57 trades above \$1 per share, or trade \$4,000 of a stock less than %1 per share, or trade 37 options contracts per month, or make 20 options trades a month or a combination of the above that gets to the required minimum.
17. Must have appropriate CDE trading permission
18. Requires a subscription to the Toronto Stock Exchange Top of Book or Canadian Exchange Group (TSX/TSXV).
19. Requires a subscription to the Venture Exchange Top of Book Non-Professional or Canadian Exchange Group (TSX/TSXV).
20. Service is denominated in CAD for Canadian Accounts.
21. These services can trigger Hosted Solutions fees.
22. Must subscribe to the standard NASDAQ TotalView-OpenView Bundled data.
23. Global OTC Equities (L2) data will increase in price as of July 1, 2017.
24. Snapshots are capped and switched to streaming quotes when the total snapshot cost equals the streaming equivalent.
25. The streaming service for Network A, B, or C (NYSE, AMEX, NASDAQ) supersedes their respective snapshot service. If a client subscribes to the streaming service of NYSE, AMEX, or NASDAQ before being capped for the exchanges' snapshot service, they will only pay for the streaming service, not the month's previous snapshots for the respective service.

- 26. Includes NYSE (Network A/CTA), AMEX (Network B/CTA), NASDAQ(Network C/UTP), and OPRA(US Options).
- 27. Requires US Securities Snapshot and Futures Value Bundle for NonProfessionals or Professional US Securities Snapshot Bundle
- 28. NYSE MKT and NYSE Order Imbalance subscriptions will increase in price as of June 1, 2017.
- 29. Price indicates an increase effective January 1, 2018.

Europe Market Data

Region/Exchange	Non-Pro Fees/month	Pro Fees/month
Euronext All Indices Real-Time Data	Included in Euronext Data Bundle Top of Book (L1) and Depth of Book (L2)	EUR 17.00
Euronext Cash Top of Book (L1)	Available as Euronext Data Bundle – Top of Book (L1) (Stock Depth of Book (L2) – Equity Derivatives Top of Book (L1))	EUR 73.00
Euronext Cash Depth of Book (L2)	Available as Euronext Data Bundle – Top of Book (L1) (Stock Depth of Book (L2) – Equity Derivatives Depth of Book (L2)	EUR 101.00
Euronext Commodity Derivatives Depth of Book (L2)	EUR 17.00	EUR 17.00
Euronext Currency Derivatives Depth of Book (L2)	EUR 3.00	EUR 3.00

Euronext Data Bundle - Level I (Stocks Depth of Book (L2) - Equity Derivatives Top of Book (L1))	EUR 2.00	N/A
Euronext Data Bundle - Level II (Stocks Depth of Book (L2) - Equity and Index Derivatives Depth of Book (L2))	EUR 39.00	Available as Euronext Cash Market Depth of Book (L2) plus Euronext Equity and Index Derivatives Depth of Book (L2)
Euronext Equity and Index Derivatives - Depth of Book (L2)	EUR 37.00	EUR 37.00

Austria

Region/Exchange	Non-Pro Fees/month	Pro Fees/month
Vienna Stock Exchange Indices	Available as Vienna Stock Exchange Level 1 + Indices	EUR 11.00
Vienna Stock Exchange Cash Market Top of Book (L1)	Available as Vienna Stock Exchange Level 1 + Indices	EUR 35.50
Vienna Stock Exchange Cash Market - Depth of Book (L2)	Available as Vienna Stock Exchange Level 2 + Indices	EUR 47.00
Vienna Stock Exchange - Top of Book (L1) + Indices	EUR 3.50	Available as Vienna Stock Exchange Level 1 <u>plus</u> Vienna

		Stock Exchange Indices
Vienna Stock Exchange - Depth of Book (L2) + Indices	EUR 6.00	Available as Vienna Stock Exchange Level 2 <u>plus</u> Vienna Stock Exchange Indices

Czech Republic

Region/Exchange	Non-Pro Fees/month	Pro Fees/month
Prague Stock Exchange Cash Market Top of Book (L1)	EUR 3.50	EUR 16.00
Prague Stock Exchange Cash Market Depth of Book (L2)	EUR 9.50	EUR 27.00

Germany

Region/Exchange	Non-Pro Fees/month	Pro Fees/month
Deutsche Boerse Indices & Xetra ETFs	EUR 1.25	EUR 10.00
Eurex Retail Europe	EUR 2.00	N/A
Eurex Core Top of Book (L1) ³	EUR 8.75	N/A
Eurex Core Top of Book (L2) ⁴	EUR 13.00	EUR 56.00 ⁷
Spot Market Germany (Frankfurt/Xetra) Top of Book (L1)	EUR 16.25	EUR 67.50
Spot Market Germany (Frankfurt/Xetra) Depth of Book (L2) ⁽¹⁾	EUR 21.75	EUR 81.50
STOXX® Index Data Real-Time	EUR 9.00	EUR 14.00
Stuttgart Boerse incl. Euwax (SWB)	EUR 5.50	EUR 8.0

Hungary

Region/Exchange	Non-Pro Fees/month	Pro Fees/month
Budapest Stock Exchange (L2)	EUR 2.50	EUR 24.00

Italy

Region/Exchange	Non-Pro Fees/month	Pro Fees/month
Borsa Italiana (BVME stock / SEDEX / IDEM deriv) Top of Book (L1)	EUR 3.00	EUR 15.00
Borsa Italiana (BVME stock / SEDEX / IDEM deriv) Depth of Book (L2)	EUR 17.00	EUR 46.50

Nordic (Denmark, Finland, Norway, Sweden)

Region/Exchange	Non-Pro Fees/month	Pro Fees/month
Nordic Derivatives Top of Book (L1) ⁶	EUR 3.00	Top of Book (L1) Data not Available to Professional Subscribers
Nordic Derivatives Depth of Book (L2) ⁶	EUR 5.00	EUR 33.50
Nordic Equity Top of Book (L1) ⁶	EUR 1.00	EUR 34.75
Nordic Equity Depth of Book (L2) ⁶	EUR 5.00	EUR 65.00
Oslo Bors Top of Book (L1)	NOK 11	N/A
Oslo Bors Depth of Book (L2)	NOK 110	NOK 375
Turquoise Derivatives (Nordic)	NOK 5.00	NOK 5.00

Other European Exchanges

Region/Exchange	Non-Pro Fees/month	Pro Fees/month
European (BATS/Chi-X) Equities Depth of Book (L2) ^{2, 6}	Fee Waived	USD 10.00
Turquoise ECNs Level 1	GBP 6.00	GBP 7.25
Turquoise ECNs Level 2	GBP 12.00	GBP 14.00

Poland

Region/Exchange	Non-Pro Fees/month	Pro Fees/month
Warsaw Stock Exchange (L1)	PLN 10.00 ⁸	N/A
Warsaw Stock Exchange (L2)	PLN 95.00 ⁸	PLN 211.00 ⁸

Spain

Region/Exchange	Non-Pro Fees/month	Pro Fees/month
Bolsa de Madrid Top of Book Plus (L1)	EUR 5.25	EUR 32.50
Bolsa de Madrid Depth of Book (L2)	EUR 16.00	EUR 57.00
IBEX and LATIBEX Indices	EUR 7.00	EUR 7.00
BME (MEFF) Top of Book (L1)	EUR 2.25	EUR 15.00
BME (MEFF) Depth of Book (L2)	EUR 4.50	EUR 24.00

Switzerland

Region/Exchange	Non-Pro Fees/month	Pro Fees/month
SIX Structured Basic Access	CHF 6.50	CHF 15.25
SIX Structured Advanced Access	CHF 8.75	CHF 22.00
SIX Swiss Exchange Top of Book (L1)	N/A	CHF 26.75
SIX Swiss Exchange Depth of Book (L2)	CHF 10.00	CHF 96.5

United Kingdom

Region/Exchange	Non-Pro Fees/month	Pro Fees/month
ICE Futures E.U. - Commodities (IPE) ⁵	USD 120.75	USD 120.75
ICE Futures E.U. – Financials (LIFFE) ⁵	USD 120.75	USD 120.75
LSE International Top of Book (L1)	GBP 4.25	GBP 27.00
LSE UK Top of Book (L1)	GBP 5.00	GBP 50.00

1. FWB floor data is provided at Level I only.
2. Includes Chi-X, NURO.
3. Level I does not provide any market depth (just bid /ask).
4. Level II only shows a market depth of 5.
5. Includes options.
6. These services can trigger Hosted Solutions fees.
7. Price indicates an increase effective March 1, 2018.
8. Price indicates an increase effective April 1, 2018.

Australia & Asia Market Data

Australia

Region/Exchange	Non-Pro Fees/month	Pro Fees/month
ASX Total Depth of Book (L2)	AUD 25.00	AUD 88.00
Chi-X Australia ²	AUD 7.50	AUD 22.50

ASX24 Commodities and Futures Depth of Book (L2)	AUD 21.50	AUD 81.00
--	-----------	-----------

China

Region/Exchange	Non-Pro Fees/month	Pro Fees/month
Shanghai Stock Exchange 5 Second Snapshot (via HKEx) ^{3,8}	USD 1.00	USD 1.00
Shanghai Stock Exchange Top of Book (L1) (non-Mainland China residents) ^{4,6}	USD 24.00	USD 30.00
Shanghai Stock Exchange Depth of Book (L2) (non-Mainland China residents) ^{5,6}	USD 35.00	USD 35.00
Shanghai Stock Exchange Levels 1 & 2 (Mainland China residents) ^{5,7}	USD 5.00	USD 5.00
Shenzhen Stock Exchange 3 Second Snapshot (via HKEx) ^{3,8}	USD 1.00	USD 1.00
Shenzhen Stock Exchange Top of Book (L1) (non-Mainland China residents) ^{4,6}	USD 16.50	USD 16.50
Shenzhen Stock Exchange (Mainland China residents) ^{5,7}	USD 5.50	USD 5.50

Hong Kong

Region/Exchange	Non-Pro Fees/month	Pro Fees/month
Hang Seng Indexes	HKD 15.00	HKD 15.00
Hong Kong Derivatives (Fut & Opt) Top of Book (L1)	HKD 25.00	HKD 25.00
Hong Kong Derivatives (Fut) Depth of Book (L2)	HKD 100.00	HKD 100.00
Hong Kong Securities Exchange (Stocks, Warrants & Bonds) Top of Book (L1)	HKD 130.00	HKD 130.00
Hong Kong Securities Exchange (Stocks, Warrants & Bonds) Depth of Book (L2)	HKD 225.00	HKD 225.00

India

Region/Exchange	Non-Pro Fees/month	Pro Fees/month
National Stock Exchange of India, Capital Market Segment, Top of Book (L1) ¹⁰	Fee Waived	Fee Waived
National Stock Exchange of India, Capital Market Segment, Depth of Book (L2) ¹⁰	Fee Waived	Fee Waived
National Stock Exchange of India, Futures and Options Segment, Top of Book (L1) ¹⁰	Fee Waived	Fee Waived
National Stock Exchange of India, Futures and Options Segment, Depth of Book (L2) ¹⁰	Fee Waived	Fee Waived

Japan

Region/Exchange	Non-Pro Fees/month	Pro Fees/month
Chi-X	JPY 100.00	JPY 100.00
Osaka Exchange Top of Book (L1) ¹	JPY 200.00	JPY 1500.00
Osaka Exchange Depth of Book (L2) ¹	JPY 400.00	JPY 2200.00
Tokyo Stock Exchange Top of Book (L1)	JPY 300.00	JPY 3000.00

Singapore

Region/Exchange	Non-Pro Fees/month	Pro Fees/month
Singapore Exchange (SGX) – Derivatives Top of Book (L1)	SGD 1.25	SGD 1.25
Singapore Exchange (SGX) – Stocks Top of Book (L1)	SGD 12.00 ⁹	SGD 12.00 ⁹

South Korea

Region/Exchange	Non-Pro Fees/month	Pro Fees/month
Korea Stock Exchange Depth of Book L2	USD 2.00	USD 57.00

1. Includes Derivatives and Indices.
2. Allows subscribers to see true NBBO when also subscribed to ASX Total Depth of Book.
3. 5 second snapshot data for bid/ask and last.
4. Real-time last with 3 second bid/ask snapshot data.
5. Real-time last with 3 second bid/ask snapshot data and market depth.
6. For clients who have accounts registered outside of Mainland China.
7. For clients who have accounts registered inside Mainland China.
8. For each subscriber the account must generate at least USD 5 in commissions per month to have the monthly fee waived for all users.
9. Price increase from SGD 11.00 to SGD 12.00 effective March 1, 2018.
10. Services only available for Indian Residents.

Optional Research Subscriptions

Research and news subscriptions are available through IBIS, a comprehensive news and fundamentals research platform add-on to ZacksTrade Pro. Separate data services are also available. Please log in to Account Management and go

	Non-Professional Monthly Fee	Professional Monthly Fee
IBIS Research Platform	FREE	FREE

Free Research and News Services

	Non-Professional	Professional
 24/7 Wall Street	FREE	FREE
 ACCESSWIRE AccessWire	FREE	FREE
 Alexandria Contextual Text Analytics™ Engine (ACTA™) news sentiment scores	FREE	FREE
 AltaVista Research ETF Tear Sheet Pro plus ETF Hedge and Alternative Finders	FREE	FREE
Briefing.com Briefing.com General Market Columns & Analyst Actions	FREE	FREE
 DOW JONES Dow Jones North American Briefing & Tomorrow's News Today newsletters	FREE	FREE
 ETFguide	FREE	FREE
	FREE	FREE
 Event Shares	FREE	FREE

 Interactive Brokers IB Market Signals	FREE	FREE
 Traders' Insight by Interactive Brokers IB Traders' Insight	FREE	FREE
 Market Realist Market Realist	FREE	FREE
 MediaSentiment Social Sentiment	FREE	FREE
 Morningstar Morningstar Equity Ownership and Short Interest	FREE	FREE
 RedSky RedSky News feed	FREE	FREE
 Seeking Alpha Seeking Alpha	FREE	FREE
 StreetInsider.com StreetInsider.com Top News and Analyst Actions	FREE	FREE
 StockTwits®	FREE for Active Accounts	FREE for Active Accounts
 TalkMarkets	FREE	FREE
 TIPRANKS™	FREE	FREE
 The Motley Fool® The Motley Fool	FREE	FREE
 THOMSON REUTERS		
Thomson Reuters Global Financial Market News	FREE	FREE
Thomson Reuters StreetEvents Calendars	FREE	FREE
Thomson Reuters Worldwide Fundamentals	FREE	FREE
 ZACKS Investment Research Zacks Investment Research	FREE	FREE

Data Services: Research Data Bundle

The Research Data Bundle for each region includes the following:






- Reuters Worldwide Fundamentals
- Reuters StreetEvents Calendars
- Region Specific Dow Jones Trader News
- MT Newswires
(Global Professional and North America Professional only)
- The Fly
(Global Professional and North America Professional only)
- Briefing.com
(Global Professional and North America Professional only)
- Recognia






	Non-Professional Monthly Fee	Professional Monthly Fee
Global (includes all three regions)	55.00	155.00
North America	33.00	105.00
Europe	22.00	65.00
Asia-Pacific	22.00	55.00




Premium Newswires










Click a logo to learn more about a research provider and view a sample report.













	Non-Professional Monthly Fee	Professional Monthly Fee
 ALLIANCE NEWS * FREE TRIAL	25.00	25.00
 BENZINGA * FREE TRIAL		
Benzinga Crypto News	19.95	19.95
Benzinga Pro No API Access	37.00	37.00
Benzinga Pro API Access: Select this subscription to access the Benzinga Pro news feed via the Trader Workstation API.	250.00	250.00
 BRIEFING.COM * FREE TRIAL		
Briefing in Play	34.20	34.20
Briefing in Play Plus	55.80	55.80
Briefing Trader API Access: Briefing.com allows approved Briefing Trader subscribers access to the subscription's live headlines via the Trader Workstation API. To qualify, you must submit an API entitlement application to Briefing.com for approval. Please contact Briefing.com directly at dbeasley@briefing.com for more information and to apply.	320.00	320.00
 DOW JONES * FREE TRIAL		
Dow Jones News Service: North America	115.00	115.00
Dow Jones Institutional News: Global	214.00	214.00
Dow Jones Real-Time News: Global	55.00	N/A
Dow Jones Real-Time News: North America	30.00	N/A
Dow Jones Real-Time News: Europe	30.00	N/A
Dow Jones Real-Time News: Asia-Pacific	30.00	N/A
 THE FLY first in stock news * FREE TRIAL		
The Fly No API Access	21.00	21.00
The Fly API Access: Select this subscription to access The Fly news feed via the Trader Workstation API.	600.00	600.00









 MT NEWSWIRES <small>Real time news. All day long.</small> * FREE TRIAL		
MT Newswires "Live Briefs Pro" - North America No API Access	50.00	50.00
MT Newswires "Live Briefs Pro" - Global	65.00	65.00
 Press Releases * FREE TRIAL	5.00	5.00
 streetaccount FACTSET * FREE TRIAL	315.00	315.00
StreetInsider.com * FREE TRIAL	49.00	49.00
 THOMSON REUTERS		
Reuters Global Newswire	FREE for Active Accounts ¹	65.00





A La Carte Research Subscription Prices

	Non-Professional Monthly Fee	Professional Monthly Fee
 accern * FREE TRIAL	499.00	499.00
 Asbury Research * FREE TRIAL		
The Asbury Research Keys to This Week - US Stock Market and Weekly Wrap-Up	125.00	125.00
The Asbury Research Monthly Investment Compass	50.00	50.00
 ARGUS <small>Independent Research Since 1934</small> * FREE TRIAL	25.00	50.00
 BULLSEYE BRIEF <small>BY ADAM JOHNSON</small> * FREE TRIAL	90.00	90.00

 EOTPRO Developments Inc. * FREE TRIAL	250.00	250.00
 * FREE TRIAL	28.00	28.00
 * FREE TRIAL		
Event-Driven Alpha Alerts	49.50	137.50
Corporate Events Calendars	49.50	137.50
Corporate Conference Calendars	22.00	77.00
 FinGraphs A NEW DIMENSION FOR INVESTORS AND TRADERS * FREE TRIAL	42.00	42.00
 Gimme Credit * FREE TRIAL	100.00	100.00
 * FREE TRIAL		
Guosen Chinese Research Complete	27.50	137.50
Guosen Chinese Research Lite	11.00	55.00
 Hammerstone Markets Inc. News and Analysis For The Informed Trader * FREE TRIAL		
Hammerstone Reports	38.50	38.50
Hammerstone Markets Feed	82.50	82.50
HEDGEYE * FREE TRIAL	54.95	54.95
 * FREE TRIAL		
Hightower Report Daily Energy Comment	35.00	35.00
Hightower Report Daily Financials Comment	35.00	35.00
Hightower Report Daily Grains Comment	35.00	35.00
Hightower Report Daily Livestock Comment	35.00	35.00
Hightower Report Daily Metals Comment	35.00	35.00
Hightower Report Daily Soft Commodities Comment	35.00	35.00
Hightower Report Daily Package	75.00	75.00
Hightower Report Weekly Report Market Letter	25.00	25.00
 INTRINIO * FREE TRIAL		
Intrinio (P)	100.00	100.00



Intrinio US & Global Economic Data	Fee Waived	Fee Waived
Intrinio US Insider Transactions & Ownership	50.00	50.00
Intrinio US Institutional Holdings	50.00	50.00
MARKET EDGE® * FREE TRIAL		
MarketEdge NP	9.45	12.15
MarketEdge Point & Figure Breakouts and Early Alerts	10.00	10.00
 MarketGrader.com <small>We Know Stocks</small> * FREE TRIAL	28.00	28.00
 * FREE TRIAL		
McAlinden Research Products	135.00	337.50
 * FREE TRIAL	14.18	35.00
 New Constructs® <small>Diligence Independence Performance</small> * FREE TRIAL		
New Constructs Research	17.40	34.80
New Constructs Research Institutional	499.00	499.00
 * FREE TRIAL	95.00	95.00
 OTR Global® <small>Primary Intelligence</small>	Available Upon Request	Available Upon Request
 * FREE TRIAL	99.00	99.00
 * FREE TRIAL	200.00	200.00
 * FREE TRIAL	15.00	15.00
 * FREE TRIAL	9.00	15.00
 * FREE TRIAL	500.00	500.00
 * FREE TRIAL		

Combo Wave	50.00	50.00
Porsche Dots	50.00	50.00
TTM Squeeze	50.00	50.00
Wave A/B/C	50.00	50.00
 SLINGSHOT INSIGHTS * FREE TRIAL	725.00	725.00
TheStreet Ratings  * FREE TRIAL	9.98	9.98
 THOMSON REUTERS		
Thomson Reuters Stockreports+	2.00	2.00
 validea * FREE TRIAL	10.80	10.80
 ValuEngine The Leader in Stock Valuation and Forecasting * FREE TRIAL		
 VERMILION VERMILION RESEARCH * FREE TRIAL		
Vermillion Compass	40.00	40.00
Vermillion International Compass	40.00	40.00
Vermillion ETF Pathfinder	40.00	40.00
 WALL STREET HORIZON * FREE TRIAL		
Wall Street Horizon Online Application, Enchilada Pro Plus	150.00	150.00
Wall Street Horizon Online Application, Enchilada Pro	99.00	99.00
Wall Street Horizon Corporate Event Data Feeds	5.00	20.00
ValuEngine	16.20	32.40
ValuEngine Report Pro – Chinese	5.00	5.00
 Waverly Advisors * FREE TRIAL	99.00	499.00

 <small>Tracking low risk, high probability Elliott Wave patterns.</small> * FREE TRIAL	118.80	390.00
 * FREE TRIAL		
Websim Premium News	19.00	39.00
Websim Italian Equity Research	29.00	49.00
 Wright FIRST * FREE TRIAL	110.00	110.00
 * FREE TRIAL	49.00	49.00

Separate Data Services

Available to all clients.

	Non-Professional Monthly Fee	Professional Monthly Fee
	1.00	2.00
 THOMSON REUTERS		
Thomson Reuters News (English plus 10 other languages)	FREE	65.00

Disclosures

- *** FREE TRIAL** - Receive free for a 30 day period from date of subscription. The free trial subscription will terminate once the 30 day period is over. Once the trial data has terminated, the account may elect to re-subscribe to continue receiving the data. Should the trial data terminate mid-month and the election is made to re-subscribe, a full month charge will be levied as the exchanges do not prorate fees. For example, an account subscribing to a service subject to a free trial on October 15 will receive data for free until November 14. Should the account wish to continue receiving data past the 14th, the account must log into Account Management and re-subscribe once the data has terminated. The re-subscription will result in a full month charge for November. This data will then continue until the account unsubscribes from the service.
 - **Market Data and Research Subscription Termination** - If you do not log into Trader Workstation (TWS) for 60 days, you will be notified that your active market data and research subscriptions will expire at the end of the current month. You can avoid subscription termination by logging into TWS or by choosing to continue the subscriptions on the Market Data and Research pages in Account Management.
 - Market data subscription costs will not be pro-rated. Users who subscribe to or unsubscribe from data mid-month will be charged at the full month rate.
1. \$7 fee assessed on months that commissions total less than \$30.
 2. \$3 fee assessed on months that commissions total less than \$30.

Non-Professional Subscriber - A "Non-professional Subscriber" is any natural person (*the definition of a natural person excludes corporations, trusts, organizations, institutions and partnership accounts*) whom a market data vendor has determined qualifies as a "Nonprofessional Subscriber" and who is not:

- a. Registered or qualified with: the Securities and Exchange Commission, the Commodities Futures Trading Commission, any state securities agency, any securities exchange or association, or any commodities or futures contract market or association, nor
- b. Engaged as an "investment advisor" as that term is defined in Section 201(11) of the Investment Advisor's Act of 1940 (whether or not registered or qualified under that Act), nor
- c. Employed by a bank or another organization that is exempt from registration under Federal and/or state securities laws to perform functions that would require him or her to be so registered or qualified if he or she were to perform such functions for an organization not so exempt.

Any person who does meet the above criteria (a, b, & c) is considered a Professional Subscriber.