



August 2016

# Zacks Trade Pricing Guide for All Accounts

**Pricing information in this guide supersedes any prior versions. All information within this guide is believed to be accurate but not guaranteed. Zacks Trade reserves the right to modify any commissions, fees or optional charges without any prior notice.**

## Zacks Trade Pricing Guide – Table of Contents

|   |    |
|---|----|
| 1. Account Minimum Requirements . . . . .       | 3  |
| 2. United States Commissions. . . . .           | 4  |
| 3. Foreign Commissions. . . . .                 | 5  |
| 4. Other Fees . . . . .                         | 8  |
| 5. Margin Interest Rates . . . . .              | 13 |
| 6. Credit Interest Rates. . . . .               | 16 |
| 7. Optional Market Data Subscriptions . . . . . | 18 |
| 8. Optional Research Subscriptions . . . . .    | 27 |

### How to Reach Us:

#### By Phone:

Toll Free: 888.979.2257

Local: 312.265.9406

#### By Web and Wireless:

[zackstrade.com](http://zackstrade.com)

#### By Email:

[support@zackstrade.com](mailto:support@zackstrade.com)

#### By Online Chat:

Visit [zackstrade.com](http://zackstrade.com). Click Chat on the top right hand corner.

#### By Fax:

312.265.9547

## Minimum Deposit Requirements

| Account Type or Service  | Minimum Deposit Requirement  |
|--|--|
| Individual, Joint, Custodial, Trust, Traditional IRA, Roth IRA, Rollover IRA, SEP IRA, Corporate, Partnership, Limited Liability Corporation & Unincorporated Business | \$2,500 per account*<br><i>(or non-USD equivalent)</i>   |
| Reg T Margin   | While our account minimum is \$2,500, in order to have Reg T margin privileges you must maintain \$2,000 in the account at all times.<br><i>(or non-USD equivalent)</i>  |
| Portfolio Margin   | \$110,000 minimum account value. It should be noted that if your account drops below 100,000 USD you will be restricted from doing any margin-increasing trades. Therefore if you do not intend to maintain at least 100,000 USD in your account, you should not apply for a Portfolio Margin account.<br><i>(or non-USD equivalent)</i> |

\* In order to continue receiving access to free premium research from Zacks Investment Research, which includes access to the Zacks Rank, Premium Stock Screens, Analyst commentary and access to Zacks Equity research reports, the account must maintain at least \$2,500 in account value (or non-USD equivalent).

## United States Commissions

| Investment Type                               | Online Commission                                 |
|---|---|
| Stocks & ETFs<br>(Greater than \$1 per share) | \$0.01 per share<br>*\$3 Minimum                  |
| Stocks & ETFs<br>(Less than \$1 per share)    | 1% of Trade Value<br>*\$3 Minimum                 |
| Options                                       | \$3 for First Contract<br>+ \$0.75 per additional |
| Options Exercise/Assignment                   | Free  |
| Mutual Funds                                  | \$27.50   |
| Corporate Bonds                               |   |
| Up to \$10,000 Face Value                     | 0.1% * Face Value<br>+ \$3 per bond               |
| Remaining Face Value                          | 0.025% * Face Value<br>+ \$3 per bond             |
| U.S. Government Bonds                         |   |
| Up to \$1 Million Face Value                  | 0.025% * Face Value<br>+ \$3 per bond             |
| Remaining Face Value                          | 0.005% * Face Value<br>+ \$3 per bond             |
| Broker Assisted Trades                        | Same as Online Commission                         |

Please note the following:

1. Most regulatory fees and exchange fees are included. In the event clearing costs, exchange fees, and regulatory fees exceed our normal advertised commission rate, then those additional fees would also be passed along to the client. In most instances, this occurs when a marketable limit order or market order is placed that removes liquidity at an exchange.
2. For customers who send an extraordinary number of non-marketable limit orders to the NYSE, and who route such orders direct to NYSE, rather than using SmartRouting, Zacks Trade reserves the right to impose a surcharge in order to defray specialist order handling charges. In this event, Zacks Trade will provide notice to affected customers.
3. Modified orders will be treated as the cancellation and replacement of an existing order with a new order. On certain exchanges, this may have the effect of subjecting modified orders to commission minimums as if they were new orders. For example, if an order for 200 shares is submitted and 100 shares execute, then you modify the order and another 100 shares execute, a commission minimum would be applied to both 100 share orders. Orders that persist overnight will be considered a new order for the purposes of determining order minimums.
4. VAT, also referred to as consumption tax, goods and services tax, where applicable, will be separately applied for eligible services.

## Foreign Commissions

| Other North America                           | Online Commission                            |
|---|--|
| Canada  |  |
| Stocks & ETFs<br>(Greater than \$1 per share) | \$0.02 CAD per share<br>*\$4.50 CAD Minimum  |
| Stocks & ETFs<br>(Less than \$1 per share)    | 1% of Trade Value CAD<br>*\$4.50 CAD Minimum |
| Mexico  | 0.3% of Trade Value MXN<br>*180 MXN Minimum  |
| Broker Assisted Trades                        | Same as Online                               |

Please note the following:

1. Most regulatory fees and exchange fees are included. In the event clearing costs, exchange fees, and regulatory fees exceed our normal advertised commission rate, then those additional fees would also be passed along to the client. In most instances, this occurs when a marketable limit order or market order is placed that removes liquidity at an exchange.
2. Modified orders will be treated as the cancellation and replacement of an existing order with a new order. On certain exchanges, this may have the effect of subjecting modified orders to commission minimums as if they were new orders. For example, if an order for 200 shares is submitted and 100 shares execute, then you modify the order and another 100 shares execute, a commission minimum would be applied to both 100 share orders. Orders that persist overnight will be considered a new order for the purposes of determining order minimums.
3. VAT, also referred to as consumption tax, goods and services tax, where applicable, will be separately applied for eligible services.

| Europe  | Online Commission                           |
|---|---|
| Austria, Belgium, France, Germany, Italy, Netherlands, Portugal, and Spain Stocks | 0.3% of Trade Value EUR<br>*12 EUR minimum  |
| Euronext Bonds  | 0.3% of Trade Value EUR<br>*12 EUR minimum  |
| Norway  | 0.1% of Trade Value NOK<br>*100 NOK minimum |
| Sweden  | 1% of Trade Value SEK<br>*100 SEK minimum   |
| United Kingdom  | 0.3% of Trade Value GBP<br>*12 GBP minimum  |
| Broker Assisted Trades  | Same as Online                              |

Please note the following:

1. Most regulatory fees and exchange fees are included. In the event clearing costs, exchange fees, and regulatory fees exceed our normal advertised commission rate, then those additional fees would also be passed along to the client. In most instances, this occurs when a marketable limit order or market order is placed that removes liquidity at an exchange.
2. Modified orders will be treated as the cancellation and replacement of an existing order with a new order. On certain exchanges, this may have the effect of subjecting modified orders to commission minimums as if they were new orders. For example, if an order for 200 shares is submitted and 100 shares execute, then you modify the order and another 100 shares execute, a commission minimum would be applied to both 100 share orders. Orders that persist overnight will be considered a new order for the purposes of determining order minimums.
3. VAT, also referred to as consumption tax, goods and services tax, where applicable, will be separately applied for eligible services.
4. Effective August 1, 2012, securities issued by French companies with a market capitalization of 1 billion EUR as of January 1, 2012 will be subject to a transaction tax.
5. Effective March 1, 2013, certain Italian stocks will be subject to a transaction tax.
6. Stamp taxes (UK=0.5%, Ireland=1%) are directly passed through to the client.

| Asia                                     | Online Commission                            |
|--|--|
| Hong Kong Stocks                         | 0.3% of Trade Value HKD<br>*120 HKD Minimum  |
| Hong Kong Government and Corporate Bonds | 0.3% of Trade Value HKD<br>*120 HKD Minimum  |
| Japan                                    | 0.3% of Trade Value JPY<br>*1200 JPY minimum |
| Singapore                                | 0.3% of Trade Value SGD<br>*20 SGD minimum   |
| Broker Assisted Trades                   | Same as Online                               |

Please note the following:

1. Most regulatory fees and exchange fees are included. In the event clearing costs, exchange fees, and regulatory fees exceed our normal advertised commission rate, then those additional fees would also be passed along to the client. In most instances, this occurs when a marketable limit order or market order is placed that removes liquidity at an exchange.
2. For Hong Kong, all external costs will be passed through to clients. This includes exchange trading fees, exchange trading tariff, settlement fees, government stamp duty (0.1% rounded up to the nearest 1.00 for SEHK stocks, applies to stocks only) and SFC transaction levy (0.0027%, applies to stocks and warrants) as applicable activity regardless of commission model.
3. Modified orders will be treated as the cancellation and replacement of an existing order with a new order. On certain exchanges, this may have the effect of subjecting modified orders to commission minimums as if they were new orders. For example, if an order for 200 shares is submitted and 100 shares execute, then you modify the order and another 100 shares execute, a commission minimum would be applied to both 100 share orders. Orders that persist overnight will be considered a new order for the purposes of determining order minimums.
4. VAT, also referred to as consumption tax, goods and services tax, where applicable, will be separately applied for eligible services.

| Australia              | Online Commission                          |
|------------------------|--|
| Australia              | 0.3% of Trade Value AUD<br>*16 AUD minimum |
| Broker Assisted Trades | Same as Online                             |

Please note the following:

1. Most regulatory fees and exchange fees are included. In the event clearing costs, exchange fees, and regulatory fees exceed our normal advertised commission rate, then those additional fees would also be passed along to the client. In most instances, this occurs when a marketable limit order or market order is placed that removes liquidity at an exchange.
2. Modified orders will be treated as the cancellation and replacement of an existing order with a new order. On certain exchanges, this may have the effect of subjecting modified orders to commission minimums as if they were new orders. For example, if an order for 200 shares is submitted and 100 shares execute, then you modify the order and another 100 shares execute, a commission minimum would be applied to both 100 share orders. Orders that persist overnight will be considered a new order for the purposes of determining order minimums.
3. VAT, also referred to as consumption tax, goods and services tax, where applicable, will be separately applied for eligible services.

## Other Fees

| United States                                       | Fee  |
|---|--|
| Inactivity Fee                                      | None   |
| Access to all Platforms                             | Free   |
| Automated Customer Account Transfer (ACAT)          | Free (Incoming/Outgoing)<br>ZacksTrade does not charge for incoming transfers but your broker may charge you an outgoing fee                     |
| Corporate Actions                                   | Free   |
| Withdrawals USD                                     | Free (Every Month)<br>Any subsequent withdrawal in the same month is \$1 for an ACH, \$4 for a check and \$10 for a wire.                        |
| Order Cancellation Fee                              | Free   |
| IRA Custodial Fee                                   | \$7.50 (every quarter)   |
| Request to exercise Dissenter or Appraisal Rights   | \$100 + external costs   |
| Hong Kong Stock Tenders for Cash                    | 0.1% Stamp Duty  |
| Currency Conversion to USD                          | Typical Range of \$2.00 - \$2.50 USD   |
| American or Global Depository Receipt (ADR/GDR) Fee | Typical Range of \$0.01 - \$0.03 USD   |
| Deposit/Withdrawal at Custodian (DWAC)              | \$100 per settled transaction  |
| Direct Registration System (DRS) Deposit            | \$25 per settled transaction<br>\$100 per rejected transaction   |
| Direct Registration System (DRS) Withdrawal         | \$5 per settled transaction<br>No fee for rejected transaction   |
| Exposure fee for High Risks Accounts <sup>1</sup>   | See below <sup>1</sup>   |
| Trade Bust/Adjustment NASDAQ                        | \$250.00 plus \$50 for the first bust request in a calendar month and \$100 for subsequent bust requests in the same calendar month <sup>2</sup> |
| Request to exercise warrants                        | External costs   |

1. Zacks Trade imposes a daily "Exposure Fee" on a small minority of Zacks Trade customer accounts that have a very high worst-case loss risk exposure. This is to attempt to partially protect Zacks Trade and its customers from those accounts that have very risky positions that currently satisfy exchange margin requirements, but nonetheless could suffer excessive losses in the event of a significant market move (for example, accounts with high exposure to short option positions).



Exposure Fees only apply to a small minority of Zacks Trade customer accounts with unusually risky positions. Most Zacks Trade accounts are not subject to the fees. The fee is not a higher margin requirement. It is a fee to be deducted from affected accounts to compensate Zacks Trade for the risk in servicing such accounts. Please note that the exposure fee is not insurance against losses in your account and you will remain liable to Zacks Trade for any debt or deficit in your account even if you have paid exposure fees.

Each day, as part of its risk management policy, Zacks Trade simulates profit-loss scenarios for client portfolios based on hypothetical market movements of certain magnitudes ("Exposure Analysis"). The scenarios examined may exceed the parameters used by various exchanges for determination of minimum margin requirements.

As part of this daily process, Zacks Trade will calculate an Exposure Fee to be charged to high-risk accounts based on the potential exposure the account represents to Zacks Trade in the event of a major loss. Under the Exposure Analysis conducted by Zacks Trade, if an account would lose so much value that its equity would be eliminated and it would then additionally have an unsecured debt to Zacks Trade (i.e., negative equity), this would represent an Exposure to the firm (since Zacks Trade is legally obligated to guarantee its customers' performance to the clearinghouse even if the customer has no remaining equity).

The Exposure Fee will be calculated for all calendar days and charged to the account at the end of the following trading day. Example, the exposure fee charge on Monday's activity statement will reflect the charges for Friday, Saturday and Sunday. The results of the Exposure Analysis relating to the Exposure Fee will be made available for each account via the Account Management section of Zacks Trade's website.

Please note the following:

- Zacks Trade will calculate the Exposure Fee in its own discretion and using its own proprietary algorithms (which are subject to change without notice) to determine the exposure that an account poses to the firm.
- The Exposure Fee may change each day based on market movements, changes in the account's portfolio, or changes in the formulas and algorithms Zacks Trade utilizes to determine the riskiness of the account.
- The Exposure Fee will be deducted from affected accounts on a daily basis. You should keep excess capital in your account to cover the fee if your account will be affected. If deduction of the fee causes a margin deficiency, the account will be subject to liquidation of positions as specified in the Zacks Trade Customer Agreement.
- The Exposure Fee is judged separately account by account. If you have multiple accounts with offsetting risk exposures, you should combine them in order to reduce or avoid the Exposure Fee.
- Accounts that are subject to both the overnight position fee and the exposure fee will be charged the greater of the two fees.
- The Exposure Fee is not a form of insurance for your account. If your account incurs a debt or deficit to Zacks Trade you are still liable to Zacks Trade to satisfy that debt or deficit and the fact that your account may have paid exposure fees does not relieve you of that liability. Nor will your debt or deficit to Zacks Trade be offset or reduced by the amount of any exposure fees your account may have paid.

If you wish to avoid being charged an Exposure Fee, please consider the following:

- Adding additional capital will improve the risk profile of your account and may reduce or eliminate the Exposure Fee;
- Reducing the exposure in your account by repurchasing short positions in options may also reduce or eliminate the Exposure Fee. Zacks Trade has found that short positions in low-

- priced options generate the largest exposures relative to capital. You can use the Zacks Trade Risk Navigator to simulate the effects of changes in your portfolio.
2. If an appeal is requested on a ruling that was previously made and that appeal upholds the original decision, NASDAQ will assess a fine for the appeal. For a list of fees, click [here](#).

| Other North America  | Fee  |
|--|--|
| Wire Withdrawal CAD  | Free (Every Month)<br>Any subsequent withdrawal in the same is \$12 CAD for a wire     |
| Wire Deposit/Withdrawal MXN                                | 100 MXN  |
| Wire Withdrawal CAD  | Free (Every Month)<br>Any subsequent withdrawal in the same is \$12 CAD for a wire     |
| Canada Direct Registration System (DRS) Deposit/Withdrawal | The exact settlement or rejection fee is charged by the agent + 30 CAD per transaction |

| Europe              | Fee   |
|---------------------|---|
| Wire Withdrawal CHF | Free (Every Month)<br>Any subsequent withdrawal in the same is 11 CHF for a wire    |
| Wire Withdrawal CZK | Free (Every Month)<br>Any subsequent withdrawal in the same is 300 CZK for a wire   |
| Wire Withdrawal DKK | Free (Every Month)<br>Any subsequent withdrawal in the same is 30 DKK for a wire    |
| Wire Withdrawal EUR | Free (Every Month)<br>Any subsequent withdrawal in the same is 8 EUR for a wire     |
| Wire Withdrawal GBP | Free (Every Month)<br>Any subsequent withdrawal in the same is 7 GBP for a wire     |
| Wire Withdrawal HUF | Free (Every Month)<br>Any subsequent withdrawal in the same is 6,000 HUF for a wire |
| Wire Withdrawal NOK | Free (Every Month)<br>Any subsequent withdrawal in the same is 50 NOK for a wire    |
| Wire Withdrawal PLN | Free (Every Month)  |

|  |   |
|--|---|
|  | Any subsequent withdrawal in the same is 40 PLN for a wire                        |
| Wire Withdrawal RUB  | Free (Every Month)<br>Any subsequent withdrawal in the same is 330 RUB for a wire |
| Wire Withdrawal SEK  | Free (Every Month)<br>Any subsequent withdrawal in the same is 50 SEK for a wire  |
| Order Cancellation Fee   | 0.50 EUR  |
| Currency Conversion from USD   | Typical Range of \$2.00 - \$2.50 USD  |
| Trade Bust/Adjustment – Germany<br>EUREX Exchange  | 500 EUR   |
| Trade Bust/Adjustment – Sweden<br>SFB Exchange   | 700 Sek   |
| Withholding Tax Voucher requests for<br>dividends paid on German stocks<br>"Einzelsteuerbescheinigung" | 30 EUR per line   |
| Withholding Tax Voucher requests for<br>dividends paid on French stocks "Form<br>5000/5001"            | 50 EUR per line   |

| Asia, Australia & New Zealand | Fee   |
|-------------------------------|---|
| Wire Withdrawal CNH           | Free (Every Month)<br>Any subsequent withdrawal in the same is 60 CNH for a wire    |
| Wire Withdrawal HKD           | Free (Every Month)<br>Any subsequent withdrawal in the same is 95 HKD for a wire    |
| Wire Withdrawal JPY           | Free (Every Month)<br>Any subsequent withdrawal in the same is 1,600 JPY for a wire |
| Wire Withdrawal CZK           | Free (Every Month)<br>Any subsequent withdrawal in the same is 300 CZK for a wire   |
| Wire Withdrawal DKK           | Free (Every Month)<br>Any subsequent withdrawal in the same is 30 DKK for a wire    |
| Wire Withdrawal AUD           | Free (Every Month)<br>Any subsequent withdrawal in the same is                      |

|   |  |
|---|--|
|   | 15 AUD for a wire  |
| Wire Withdrawal NZD                             | Free (Every Month)<br>Any subsequent withdrawal in the same is 15 NZD for a wire   |
| Currency Conversion from USD                    | Typical Range of \$2.00 - \$2.50 USD   |
| Hong Kong Stock Tenders for Cash                | 0.1% Stamp Duty  |
| Trade Bust/Adjustment – Hong Kong HKFE Exchange | 3000 HKD plus \$50 for the first bust request in a calendar month and \$100 for subsequent bust requests in the same calendar month <sup>2</sup> |

## Margin Interest Rates

When calculating rates, keep in mind that Zacks Trade uses a blended rate based on the tiers below. For example, for a balance over 1,000,000 USD, the first 100,000 is charged at the Tier I rate, the next 900,000 at the Tier II rate, etc. When determining the quoted spread, Zacks Trade will use the set benchmark rate or a benchmark rate of 0 for all benchmark rates less than 0.

Zacks Trade accrues interest on a daily basis and posts actual interest monthly on the third business day of the following month.

The tiers on which interest is based may change from time to time without prior notification to clients. Such adjustments are done periodically to adjust for changes in currency rates.

| Currency | Loan Amount                | Rate Charged        |
|----------|----------------------------|---------------------|
| USD      | 0 – 100,000                | 2.8%                |
|          | 100,000.01 – 1,000,000     | 2.3%                |
|          | 1,000,000.01 - 3,000,000   | 1.8%                |
|          | 3,000,000.01 – 200,000,000 | 1.55%               |
|          | 200,000,000.01 +           | 1.55% <sup>1</sup>  |
| AUD      | 0 – 150,000                | 4.25%               |
|          | 150,000.01 – 1,500,000     | 3.75%               |
|          | 1,500,000.01 – 150,000,000 | 3.25%               |
|          | 150,000,000.01 +           | 3.25% <sup>1</sup>  |
| CAD      | 0 – 140,000                | 3%                  |
|          | 140,000.01 – 1,400,000     | 2.5%                |
|          | 1,400,000.01 – 140,000,000 | 2%                  |
|          | 140,000,000.01 +           | 2% <sup>1</sup>     |
| CHF      | 0 – 100,000                | 2.5%                |
|          | 100,000.01 – 1,000,000     | 2%                  |
|          | 1,000,000.01 – 200,000,000 | 1.5%                |
|          | 200,000,000.01 +           | 1.5% <sup>1</sup>   |
| CNY/CNH  | 0 – 625,000                | 7.302%              |
|          | 625,000.01 – 6,250,000     | 7.302%              |
|          | 6,250,000.01 – 125,000,000 | 7.302%              |
|          | 125,000,000.01 +           | 7.302% <sup>1</sup> |
| CZK      | 0 - 400,000,000            | 4.13%               |
|          | 400,000,000.01 +           | 4.13% <sup>1</sup>  |
| DKK      | 0 - 120,000,000            | 4.027% (BM + 3%)    |
|          | 120,000,000.01 +           | 4.027% <sup>1</sup> |
| EUR      | 0 - 100,000                | 2.5%                |
|          | 100,000.01 - 1,000,000     | 2%                  |

|     |                                   |                     |
|-----|-----------------------------------|---------------------|
|     | 1,000,000.01 - 150,000,000        | 1.5%                |
|     | 150,000,000.01 +                  | 1.5% <sup>1</sup>   |
| GBP | 0 - 70,000                        | 2.976%              |
|     | 70,000.01 - 700,000               | 2.476%              |
|     | 700,000.01 - 140,000,000          | 1.976%              |
|     | 140,000,000.01 +                  | 1.976% <sup>1</sup> |
| HKD | 0 - 780,000                       | 2.554%              |
|     | 780,000.01 - 7,800,000            | 3.054%              |
|     | 7,800,000.01 - 780,000,000        | 2.554%              |
|     | 780,000,000.01 +                  | 2.554% <sup>1</sup> |
| HUF | 0 - 4,500,000,000                 | 6.73%               |
|     | 4,500,000,000.01 +                | 6.73% <sup>1</sup>  |
| ILS | 0 - 80,000,000                    | 6.1%                |
|     | 80,000,000.01 +                   | 6.1% <sup>1</sup>   |
| INR | All                               | 13.7%               |
| JPY | 0 - 11,000,000                    | 2.5%                |
|     | 11,000,000.01 - 110,000,000       | 2%                  |
|     | 110,000,000.01 - 20,000,000,000   | 1.5%                |
|     | 20,000,000,000.01 +               | 1.5% <sup>1</sup>   |
| KRW | 0 - 120,000,000                   | 4.25%               |
|     | 120,000,000.01 - 1,200,000,000    | 3.75%               |
|     | 1,200,000,000.01 - 24,000,000,000 | 3.25%               |
|     | 24,000,000,000.01 +               | 3.25% <sup>1</sup>  |
| MXN | 0 - 1,700,000                     | 8.584%              |
|     | 1,700,000.01 - 17,000,000         | 7.584%              |
|     | 17,000,000.01 - 1,700,000,000     | 7.084%              |
|     | 1,700,000,000.01 +                | 7.084% <sup>1</sup> |
| NOK | 0 - 850,000                       | 3.01%               |
|     | 850,000.01 - 8,500,000            | 2.51%               |
|     | 8,500,000.01 - 850,000,000        | 2.01%               |
|     | 850,000,000.01 +                  | 2.01% <sup>1</sup>  |
| NZD | 0 - 160,000                       | 4.75%               |
|     | 160,000.01 - 1,600,000            | 4.25%               |
|     | 1,600,000.01 - 160,000,000        | 4%                  |
|     | 160,000,000.01 +                  | 4% <sup>1</sup>     |
| PLN | 0 - 70,000,000                    | 5.61%               |
|     | 70,000,000.01 +                   | 6.61% <sup>1</sup>  |
| RUB | 0 - 660,000,000                   | 15.97%              |
|     | 660,000,000.01 +                  | 15.97% <sup>1</sup> |
| SEK | 0 - 850,000                       | 2.5%                |
|     | 850,000.01 - 8,500,000            | 3%                  |
|     | 8,500,000.01 - 850,000,000        | 1.5%                |
|     | 850,000,000.01 +                  | 1.5% <sup>1</sup>   |
| SGD | 0 - 150,000                       | 2.5%                |

|     |                                |                      |
|-----|--------------------------------|----------------------|
|     | 150,000.01 - 1,500,000         | 2%                   |
|     | 1,500,000.01 - 150,000,000     | 1.5%                 |
|     | 150,000,000.01 +               | 1.5% <sup>1</sup>    |
| ZAR | 0 - 240,000,000                | 11.434%              |
|     | 240,000,000.01 - 2,500,000,000 | 10.934%              |
|     | 2,500,000,000.01 +             | 10.934% <sup>1</sup> |

1. May be subject to a 1% surcharge applied to the spread if financing is not pre-arranged.

## Credit Interest Rates

When calculating rates, Zacks Trade uses a blended rate based on the tiers below. With the exception of CHF, CZK, DKK, EUR, JPY and SEK, if the benchmark rate plus the interest rate paid is less than 0 then the interest paid will be 0%. For balances held in CHF, CZK, DKK, EUR, JPY or SEK, Zacks Trade will apply an effective negative rate to long balances held as outlined in the table below.

Interest accrues and is payable on a daily basis, and Zacks Trade posts actual interest monthly on the 3rd business day of the following month.

The tiers on which interest is based may change from time to time without prior notification to clients. Such adjustments are done periodically to adjust for changes in currency rates.

For the purposes of crediting interest on either long settled cash balances or short stock collateral values, only accounts with Net Asset Value (NAV) exceeding USD 100,000 will be eligible to receive credit interest on long settled cash balances.

| Currency | Loan Amount         | Rate Charged |
|----------|---------------------|--------------|
| USD      | 0 - 10,000          | 0%           |
|          | 10,000.01 +         | 0%           |
| AUD      | 0 - 15,000          | 0%           |
|          | 15,000.01 - 150,000 | 0.25%        |
|          | 150,000.01 +        | 0.5%         |
| CAD      | 0 - 14,000          | 0%           |
|          | 14,000.01 +         | 0%           |
| CHF      | 0 - 100,000         | 0%           |
|          | 100,000.01 +        | -1.041%      |
| CNY/CNH  | All                 | 0%           |
| CZK      | 0 - 2,500,000       | 0%           |
|          | 2,500,000.01 +      | -0.12%       |
| DKK      | 0 - 700,000         | 0%           |
|          | 700,000.01 +        | -0.223%      |
| EUR      | 0 - 100,000         | 0%           |
|          | 100,000.01 +        | -0.581%      |
| GBP      | 0 - 7,000           | 0%           |
|          | 7,000.01 +          | 0%           |
| HKD      | 0 - 78,000          | 0%           |
|          | 78,000.01 +         | 0%           |
| HUF      | 0 - 2,800,000       | 0%           |
|          | 2,800,000.01 +      | 0%           |
| ILS      | All                 | 0%           |
| INR      | All                 | 0%           |



|     |                 |         |
|-----|-----------------|---------|
| JPY | 0 - 11,000,000  | 0%      |
|     | 11,000,000.01 + | -0.304% |
| KRW | 0 - 12,000,000  | 0%      |
|     | 12,000,000.01 + | 0%      |
| MXN | 0 - 170,000     | 0%      |
|     | 170,000.01 +    | 0%      |
| NOK | 0 - 85,000      | 0%      |
|     | 85,000.01 +     | 0%      |
| NZD | 0 - 16,000      | 0%      |
|     | 16,000.01 +     | 0%      |
| PLN | 0 - 400,000     | 0%      |
|     | 400,000.01 +    | 0%      |
| RUB | 0 - 700,000     | 0%      |
|     | 700,000.01 +    | 3.97%   |
| SEK | 0 - 850,000     | 0%      |
|     | 850,000.01 +    | -0.845% |
| SGD | 0 - 15,000      | 0%      |
|     | 15,000.01 +     | 0%      |
| ZAR | 0 - 150,000     | 0%      |
|     | 150,000.01 +    | 2.934%  |

## Optional Market Data Subscriptions

### North America Market Data

#### United States

| Exchange   | Non Pro Fees/month                            | Non Pro Fees/month                            |
|--|---|---|
| US Securities and Futures Value Bundle <sup>1, 2, 3, 4</sup> | USD 10.00<br>Waived for Activity <sup>4</sup> | N/A   |
| US Securities Lite Value Bundle <sup>1, 6</sup>              | N/A   | USD 10.00<br>Waived for Activity <sup>6</sup> |
| US Securities and Futures Value PLUS Bundle <sup>5</sup>     | USD 5.00                                      | N/A   |
| Bond Ratings (Corporates and Municipals) <sup>12</sup>       | USD 1.00                                      | USD 1.00                                      |
| CBOE Market Data Express Indices                             | USD 2.25                                      | USD 2.25                                      |
| CBOT Real-Time Top of Book (L1) <sup>3</sup>                 | USD 1.25                                      | N/A   |
| CBOT Real-Time Depth of Book (L2) <sup>3</sup>               | USD 6.00 <sup>10</sup>                        | USD 90.00 <sup>10</sup>                       |
| CFE Enhanced Top of Book (L1)                                | USD 2.50                                      | USD 7.50                                      |
| CFE Enhanced with Depth of Book (L2)                         | USD 4.00                                      | USD 15.00                                     |
| CME Real-Time Top of Book (L1) <sup>3</sup>                  | USD 1.25                                      | N/A   |
| CME Real-Time Depth of Book (L2) <sup>3</sup>                | USD 6.00 <sup>10</sup>                        | USD 90.00 <sup>10</sup>                       |
| CME S&P Indexes  | USD 4.25                                      | USD 4.25                                      |
| COMEX Real-Time Top of Book (L1) <sup>3</sup>                | USD 1.25                                      | N/A   |
| COMEX Real-Time Depth of Book (L2) <sup>3</sup>              | USD 6.00 <sup>10</sup>                        | USD 90.00 <sup>10</sup>                       |
| Dow Jones Global Indices                                     | USD 1.00                                      | USD 2.00                                      |
| ICE Futures U.S. (NYBOT) <sup>11</sup>                       | USD 120.75                                    | USD 120.75                                    |
| ISE Options Depth of Book (L2)                               | USD 10.00                                     | USD 60.00                                     |
| NASDAQ BX TotalView  | USD 2.00                                      | USD 43.00                                     |
| NASDAQ Global Index Data Service                             | USD 2.50 <sup>21</sup>                        | USD 11.00 <sup>21</sup>                       |
| NASDAQ Options Market Depth of Book (L2)                     | USD 10.00                                     | USD 60.00                                     |
| NASDAQ TotalView-OpenView Bundled <sup>13</sup>              | USD 15.00                                     | USD 86.50                                     |
| NASDAQ TotalView-OpenView EDS <sup>22</sup>                  | USD 1.00                                      | USD 10.00                                     |
| Network A (NYSE/CTA) Top of Book (L1)                        | USD 1.50                                      | USD 45.00                                     |
| Network B (AMEX/CTA) Top of Book (L1)                        | USD 1.50                                      | USD 23.00 <sup>7</sup>                        |
| Network C (NASDAQ/UTP) Top of Book (L1)                      | USD 1.50                                      | USD 23.00                                     |
| NYMEX Real-Time Top of Book (L1) <sup>10</sup>               | USD 1.25                                      | N/A   |
| NYMEX Real-Time Depth of Book (L2) <sup>10</sup>             | USD 6.00 <sup>10</sup>                        | USD 90.00 <sup>10</sup>                       |
| NYSE AMEX Options Depth of Book (L2)                         | USD 10.00                                     | USD 60.00                                     |
| NYSE Arca Options Depth of Book (L2)                         | USD 10.00                                     | USD 60.00                                     |
| NYSE ArcaBook Depth of Book (L2)                             | USD 11.00                                     | USD 40.00 <sup>8</sup>                        |
| NYSE Global Index Feed                                       | USD 1.00                                      | USD 11.00                                     |

|   |                          |                                       |
|---|--------------------------|---------------------------------------|
| NYSE MKT Order Imbalances                                 | Fee Waived               | Fee Waived                            |
| NYSE OpenBook Depth of Book (L2)                          | USD 25.00                | USD 60.00                             |
| NYSE Order Imbalances                                     | Fee Waived               | Fee Waived                            |
| OCX Data (OneChicago SSF) <sup>14</sup>                   | USD 1.00                 | USD 1.00                              |
| OPRA Top of Book (L1) (US Option Exchanges) <sup>15</sup> | USD 1.50 <sup>16</sup>   | USD 30.00<br>(includes all exchanges) |
| OTC Markets Top of Book (L1)                              | USD 3.00                 | USD 30.00                             |
| RussellTick Indices Real-Time                             | USD 2.00                 | USD 15.00                             |
| TRACE (BTDS) Corporate Bond Data                          | N/A                      | USD 65.00                             |
| US Mutual Funds   | Fee Waived <sup>21</sup> | Fee Waived <sup>21</sup>              |
| US Bond Real-Time Data <sup>12</sup>                      | Fee Waived               | Fee Waived                            |

## Canada

| Exchange   | Non Pro Fees/month     | Non Pro Fees/month     |
|--|------------------------|------------------------|
| Canadian Stock Bundle Top of Book (L1) (Non Canadian Residents Only) | USD 20.00              | N/A                    |
| Montreal Exchange Top of Book (L1) (CDE)                             | USD6.00 <sup>20</sup>  | USD40.50 <sup>20</sup> |
| Montreal Exchange Depth of Book (L2) (CDE)                           | USD9.00 <sup>20</sup>  | USD51.50 <sup>20</sup> |
| Toronto Stock Exchange Top of Book (L1) (Canadian Residents Only)    | CAD 9.00               | N/A                    |
| Toronto Stock Exchange Top of Book (L1)                              | N/A                    | USD73.00 <sup>20</sup> |
| Toronto Market by Price Depth of Book (L2) <sup>18</sup>             | USD14.00 <sup>20</sup> | USD30.00 <sup>20</sup> |

## Mexico

| Exchange                                      | Non Pro Fees/month | Non Pro Fees/month |
|---|--------------------|--------------------|
| Mexican Derivatives Exchange Top of Book (L1) | USD 5.00           | USD 15.00          |
| Mexican Stock Exchange Top of Book (L1)       | USD 13.00          | USD 32.00          |
| Mexican Derivatives Exchange Top of Book (L1) | USD 5.00           | USD 15.00          |

1. This is an alternative NBBO, which will deliver aggregated quote, trade, volume, and top of book information for all four US equity exchange books operated by BATS (BATS, BYX, EDGX, EDGA). Also includes top of book quotes for as well as OTC Markets, Dow Jones Indices, CBOE Market Data Express Indices, and US Bond Quotes.
2. Includes top of book quotes for CBOT, CME, COMEX, and NYMEX
3. Access to US Futures data requires clients to have US Futures Trading Permissions. Currently this is not available at this time.

4. Free to clients who trade 20,000 shares of a stock above \$1 per share, or execute 85 trades above \$1 per share, or trade \$6,000 of a stock less than %1 per share, or trade 55 options contracts per month, or make 30 options trades a month or a combination of the above that gets to the required minimum.
5. Requires a subscription to the US Securities and Futures Value Bundle. Includes depth of book quotes for CBOT, CME, COMEX, and NYMEX as well as depth on BATS.
6. Free to clients who generate at least USD 30 in commissions per month.
7. Subscribing to Network B (AMEX/CTA) Top of Book (L1) will allow a client to SMART route AMEX and ARCA listed stocks.
8. Subscribing to NYSE ArcaBook Depth of Book (L2) will allow a client to see ARCA Depth of book quotes and will only allow a client to see top of book bid/ask if they Direct Route their quote to ARCA. For a last quote, the client will need a subscription to Network B (AMEX/CTA) Top of Book (L1).
9. Floor-based data generally only includes last sale, as there are rarely bid-ask quotes.
10. Top of Book data is included in the Depth of Book subscription.
11. Includes options and Liffe precious metals futures and futures options.
12. Includes US corporate bonds and US-Treasuries.
13. Must subscribe to Network C Top of Book (NASDAQ/UTP) (L1) data.
14. USD 10.00/month for IBIS Stand-Alone Clients.
15. Includes all options exchanges
16. Free to clients who trade 13,400 shares of a stock above \$1 per share, or execute 57 trades above \$1 per share, or trade \$4,000 of a stock less than %1 per share, or trade 37 options contracts per month, or make 20 options trades a month or a combination of the above that gets to the required minimum.
17. Must have appropriate CDE trading permission
18. Requires a subscription to the Toronto Stock Exchange Top of Book or Canadian Stock Bundle.
19. Requires a subscription to the Venture Exchange Top of Book Non-Professional, Canadian Stock Bundle Top of Book Non-Professional or Toronto Stock Exchange Top of Book Professional.
20. Service is denominated in CAD for Canadian Accounts.
21. These services can trigger Hosted Solutions fees.
22. Must subscribe to the standard NASDAQ TotalView-OpenView Bundled data.

## Europe Market Data

### EuroNext (Belgium, France, Netherlands, Portugal)

| Exchange                            | Non Pro Fees/month   | Non Pro Fees/month |
|-------------------------------------|--|--------------------|
| Euronext All Indices Real-Time Data | Included in Euronext Data Bundle Top of Book (L1) and Depth of Book (L2)   | EUR 15.75          |
| Euronext Cash Top of Book (L1)      | Available as Euronext Data Bundle – Top of Book (L1) (Stock Depth of Book (L2) – Equity Derivatives Top of Book (L1) ) | EUR 66.25          |
| Euronext Cash Depth of Book (L2)    | Available as Euronext Data Bundle – Top of Book (L1) (Stock Depth of Book (L2) – Equity Derivatives Depth of Book (L2) | EUR 98.75          |

|  |                       |  |
|--|-----------------------|--|
| Euronext Commodity Derivatives Depth of Book (L2)  | EUR 17.00             | EUR 17.00  |
| Euronext Currency Derivatives Depth of Book (L2)   | EUR 3.00              | EUR 3.00   |
| Euronext Data Bundle - Level I (Stocks Depth of Book (L2) - Equity Derivatives Top of Book (L1) )              | EUR 2.00              | N/A  |
| Euronext Data Bundle - Level II (Stocks Depth of Book (L2) - Equity and Index Derivatives Depth of Book (L2) ) | EUR 39.00             | Available as Euronext Cash Market Depth of Book (L2) plus Euronext Equity and Index Derivatives Depth of Book (L2) |
| Euronext Equity and Index Derivatives - Depth of Book (L2)   | EUR 37.00             | EUR 37.00  |
| Canadian Stock Bundle Top of Book (L1) (Non Canadian Residents Only)   | USD 20.00             | N/A  |
| Montreal Exchange Top of Book (L1) (CDE)   | USD6.00 <sup>20</sup> | USD40.50 <sup>20</sup>   |
| Montreal Exchange Depth of Book (L2) (CDE)   | USD9.00 <sup>20</sup> | USD51.50 <sup>20</sup>   |
| Toronto Stock Exchange Top of Book (L1) (Canadian Residents Only)  | CAD 9.00              | N/A  |

## Austria

| Exchange   | Non Pro Fees/month                                   | Non Pro Fees/month   |
|--|--|--|
| Vienna Stock Exchange Indices                          | Available as Vienna Stock Exchange Level 1 + Indices | EUR 8.50   |
| Vienna Stock Exchange Cash Market Top of Book (L1)     | Available as Vienna Stock Exchange Level 1 + Indices | EUR 33.00  |
| Vienna Stock Exchange Cash Market - Depth of Book (L2) | Available as Vienna Stock Exchange Level 2 + Indices | EUR 44.00  |
| Vienna Stock Exchange - Top of Book (L1) + Indices     | EUR 3.50   | Available as Vienna Stock Exchange Level 1 <u>plus</u> Vienna Stock Exchange Indices |

|  |          |  |
|--|----------|--|
| Vienna Stock Exchange -<br>Depth of Book (L2) +<br>Indices | EUR 6.00 | Available as Vienna Stock<br>Exchange Level 2 <u>plus</u> Vienna<br>Stock Exchange Indices |
|--|----------|--|

## Czech Republic

| Exchange   | Non Pro Fees/month | Non Pro Fees/month |
|--|--------------------|--------------------|
| Prague Stock Exchange Cash Market Top of Book (L1)   | EUR 3.50           | EUR 14.00          |
| Prague Stock Exchange Cash Market Depth of Book (L2) | EUR 9.50           | EUR 24.50          |

## Germany

| Exchange  | Non Pro Fees/month | Non Pro Fees/month |
|---|--------------------|--------------------|
| Deutsche Boerse Indices & Xetra ETFs                                    | EUR 1.25           | EUR 6.50           |
| Eurex Top of Book (L1) Real-Time Information <sup>3</sup>               | EUR 8.75           | EUR 40.50          |
| Eurex Depth of Book (L2) Real Time Information <sup>4</sup>             | EUR 13.00          | EUR 54.50          |
| Spot Market Germany (Frankfurt/Xetra) Top of Book (L1)                  | EUR 16.25          | EUR 60.00          |
| Spot Market Germany (Frankfurt/Xetra) Depth of Book (L2) <sup>(1)</sup> | EUR 21.75          | EUR 75.75          |
| STOXX© Index Data Real-Time   | EUR 8.00           | EUR 9.00           |
| Stuttgart Boerse incl. Euwax (SWB)                                      | EUR 4.50           | EUR 6.00           |
| Xetra European Stars Top of Book (L1) <sup>3</sup>                      | EUR 2.50           | EUR 8.75           |
| Xetra European Stars Depth of Book (L2) <sup>4</sup>                    | EUR 3.50           | EUR 8.75           |
| Xetra US Stars Top of Book (L1) <sup>3</sup>                            | EUR 5.00           | EUR 8.75           |
| Xetra US Stars Depth of Book (L2) <sup>4</sup>                          | EUR 6.50           | EUR 13.00          |

## Italy

| Exchange  | Non Pro Fees/month | Non Pro Fees/month |
|---|--------------------|--------------------|
| Borsa Italiana (BVME stock / IDEM deriv) Top of Book (L1)   | EUR 3.00           | EUR 15.00          |
| Borsa Italiana (BVME stock / IDEM deriv) Depth of Book (L2) | EUR 17.00          | EUR 46.50          |

## Nordic (Denmark, Finland, Norway, Sweden)

| Exchange   | Non Pro Fees/month | Non Pro Fees/month  |
|--|--------------------|---|
| Nordic Derivatives Top of Book (L1) <sup>6</sup>   | EUR 3.00           | Top of Book (L1) Data not Available to Professional Subscribers |
| Nordic Derivatives Depth of Book (L2) <sup>6</sup> | EUR 5.00           | EUR 33.50   |
| Nordic Equity Top of Book (L1) <sup>6</sup>        | EUR 1.00           | EUR 34.75   |
| Nordic Equity Depth of Book (L2) <sup>6</sup>      | EUR 5.00           | EUR 65.00   |
| Oslo Bors Top of Book (L1)                         | NOK 11             | N/A   |
| Oslo Bors Depth of Book (L2)                       | NOK 110            | NOK 350   |
| Turquoise Derivatives (Nordic)                     | NOK 5.00           | NOK 5.00  |

## Other European Exchanges

| Exchange   | Non Pro Fees/month | Non Pro Fees/month  |
|--|--------------------|---|
| Nordic Derivatives Top of Book (L1) <sup>6</sup>   | EUR 3.00           | Top of Book (L1) Data not Available to Professional Subscribers |
| Nordic Derivatives Depth of Book (L2) <sup>6</sup> | EUR 5.00           | EUR 33.50   |
| Nordic Equity Top of Book (L1) <sup>6</sup>        | EUR 1.00           | EUR 34.75   |
| Nordic Equity Depth of Book (L2) <sup>6</sup>      | EUR 5.00           | EUR 65.00   |
| Oslo Bors Top of Book (L1)                         | NOK 11             | N/A   |

## Spain

| Exchange                              | Non Pro Fees/month | Non Pro Fees/month |
|---------------------------------------|--------------------|--------------------|
| Bolsa de Madrid Top of Book Plus (L1) | EUR 5.25           | EUR 28.25          |
| Bolsa de Madrid Depth of Book (L2)    | EUR 15.50          | EUR 53.50          |
| IBEX and LATIBEX Indices              | EUR 5.50           | EUR 5.50           |
| BME (MEFF) Top of Book (L1)           | EUR 12.00          | EUR 12.00          |
| BME (MEFF) Depth of Book (L2)         | EUR 18.00          | EUR 18.00          |

## Switzerland

| Exchange                              | Non Pro Fees/month | Non Pro Fees/month |
|---------------------------------------|--------------------|--------------------|
| SIX Structured Basic Access           | CHF 6.50           | CHF 15.25          |
| SIX Structured Advanced Access        | CHF 8.75           | CHF 22.00          |
| SIX Swiss Exchange Top of Book (L1)   | CHF 10.00          | CHF 25.00          |
| SIX Swiss Exchange Depth of Book (L2) | CHF 58.75          | CHF 58.75          |

## United Kingdom

| Exchange   | Non Pro Fees/month | Non Pro Fees/month |
|--|--------------------|--------------------|
| ICE Futures E.U. - Commodities (IPE) <sup>5</sup>  | USD120.75          | USD120.75          |
| ICE Futures E.U. – Financials (LIFFE) <sup>5</sup> | USD120.75          | USD120.75          |
| LSE International Top of Book (L1)                 | GBP 4.25           | GBP 27.00          |
| LSE UK Top of Book (L1)                            | GBP 5.00           | GBP 50.00          |

1. FWB floor data is provided at Level I only.
2. Includes Chi-X, NURO.
3. Level I does not provide any market depth (just bid /ask).
4. Level II only shows a market depth of 5.
5. Includes options.
6. These services can trigger Hosted Solutions fees.

## Australia & Asia Market Data

### Australia

| Exchange   | Non Pro Fees/month | Non Pro Fees/month |
|--|--------------------|--------------------|
| ASX Total Depth of Book (L2)                     | AUD 25.00          | AUD 80.00          |
| Chi-X Australia <sup>2</sup>                     | AUD 7.50           | AUD 15.00          |
| ASX24 Commodities and Futures Depth of Book (L2) | AUD 80.00          | AUD 80.00          |

### China

| Exchange  | Non Pro Fees/month | Non Pro Fees/month |
|---|--------------------|--------------------|
| Shanghai Stock Exchange 5 Second Snapshot (via HKEx) <sup>3</sup> | Fee Waived         | Fee Waived         |



|  |           |           |
|--|-----------|-----------|
| Shanghai Stock Exchange Top of Book (L1) (non-Mainland China residents) <sup>4,6</sup>   | USD 24.00 | USD 30.00 |
| Shanghai Stock Exchange Depth of Book (L2) (non-Mainland China residents) <sup>5,6</sup> | USD 35.00 | USD 35.00 |
| Shanghai Stock Exchange Levels 1 & 2 (Mainland China residents) <sup>5,7</sup>           | USD 4.50  | USD 4.50  |

## Hong Kong

| Exchange  | Non Pro Fees/month | Non Pro Fees/month |
|---|--------------------|--------------------|
| Hang Seng Indexes   | HKD 15.00          | HKD 15.00          |
| Hong Kong Derivatives (Fut & Opt) Top of Book (L1)                          | HKD 25.00          | HKD 25.00          |
| Hong Kong Derivatives (Fut) Depth of Book (L2)                              | HKD100.00          | HKD100.00          |
| Hong Kong Securities Exchange (Stocks, Warrants & Bonds) Top of Book (L1)   | HKD130.00          | HKD130.00          |
| Hong Kong Securities Exchange (Stocks, Warrants & Bonds) Depth of Book (L2) | HKD225.00          | HKD225.00          |

## India

| Exchange  | Non Pro Fees/month | Non Pro Fees/month |
|---|--------------------|--------------------|
| National Stock Exchange of India, Capital Market Segment, Top of Book (L1)        | USD 9.50           | USD 9.50           |
| National Stock Exchange of India, Capital Market Segment, Depth of Book (L2)      | USD 13.50          | USD 13.50          |
| National Stock Exchange of India, Futures and Options Segment, Top of Book (L1)   | USD 14.50          | USD 14.50          |
| National Stock Exchange of India, Futures and Options Segment, Depth of Book (L2) | USD 20.50          | USD 20.50          |

## Japan

| Exchange  | Non Pro Fees/month | Non Pro Fees/month |
|---|--------------------|--------------------|
| Chi-X   | JPY100.00          | JPY100.00          |
| Osaka Securities Exchange Top of Book (L1) <sup>1</sup>   | JPY200.00          | JPY1500.00         |
| Osaka Securities Exchange Depth of Book (L2) <sup>1</sup> | JPY400.00          | JPY2200.00         |
| Tokyo Stock Exchange Top of Book (L1)                     | JPY300.00          | JPY3000.00         |

## Singapore

| Exchange  | Non Pro Fees/month | Non Pro Fees/month |
|---|--------------------|--------------------|
| Singapore Exchange (SGX) – Derivatives Top of Book (L1) | SGD 1.25           | SGD 1.25           |
| Singapore Exchange (SGX) – Stocks Top of Book (L1)      | SGD 11.00          | SGD 11.00          |

## South Korea

| Exchange                              | Non Pro Fees/month | Non Pro Fees/month |
|---------------------------------------|--------------------|--------------------|
| Korea Stock Exchange Depth of Book L2 | Fee Waived         | Fee Waived         |

1. Includes Derivatives and Indices.
2. Chi-X Australia is required to see the true NBBO for ASX listed stocks.
3. 5 second snapshot data for bid/ask and last.
4. Real-time last with 3 second bid/ask snapshot data.
5. Real-time last with 3 second bid/ask snapshot data and market depth.
6. For clients who have accounts registered outside of Mainland China.
7. For clients who have accounts registered inside Mainland China.

## Optional Research Subscriptions

### IBIS Research Platform

Research and news subscriptions are available through IBIS, a comprehensive news and fundamentals research platform add-on to ZacksTrade Pro. Separate data services are also available.

|                        | Non-Professional Monthly Fee | Professional Monthly Fee |
|------------------------|------------------------------|--------------------------|
| IBIS Research Platform | FREE                         | FREE                     |

### Free Research and News Services

|   | Non-Professional | Professional |
|---|------------------|--------------|
| <br>24/7 Wall Street   | FREE             | FREE         |
| <br>AltaVista Research ETF Tear Sheet Pro plus ETF Hedge and Alternative Finders | FREE             | FREE         |
| <b>Briefing.com</b><br>Briefing.com General Market Columns & Analyst Actions  | FREE             | FREE         |
| <br>Dow Jones North American Briefing & Tomorrow's News Today newsletters        | FREE             | FREE         |
| <br>Fox Business News  | FREE             | FREE         |
| <br>Interactive Brokers IB Market Signals  | FREE             | FREE         |
| <br>IB Traders' Insight  | FREE             | FREE         |
| <br>Market Realist   | FREE             | FREE         |

|   |                          |                          |
|---|--------------------------|--------------------------|
|  MediaSentiment<br>Social Sentiment                                  | FREE                     | FREE                     |
|  Morningstar<br>Morningstar Equity Ownership and Short Interest      | FREE                     | FREE                     |
|  Qineqt<br>Qineqt  | FREE                     | FREE                     |
|  Seeking Alpha<br>Seeking Alpha                                      | FREE                     | FREE                     |
|  StreetInsider.com<br>StreetInsider.com Top News and Analyst Actions | FREE                     | FREE                     |
|  StockTwits®   | FREE for Active Accounts | FREE for Active Accounts |
|  The Motley Fool®<br>The Motley Fool                                 | FREE                     | FREE                     |
|  THOMSON REUTERS   |                          |                          |
| Thomson Reuters Global Financial Market News  | FREE                     | FREE                     |
| Thomson Reuters StreetEvents Calendars  | FREE                     | FREE                     |
| Thomson Reuters Worldwide Fundamentals  | FREE                     | FREE                     |
|  ZACKS<br>Investment Research<br>Zacks Investment Research         | FREE                     | FREE                     |

## Data Services: Research Data Bundle

The Research Data Bundle for each region includes the following:

- Reuters Worldwide Fundamentals
- Reuters StreetEvents Calendars
- Region Specific Dow Jones Trader News
- MT Newswires  
(Global Professional and North America Professional only)
- The Fly  
(Global Professional and North America Professional only)

- Briefing.com  
(Global Professional and North America Professional only)
- Recognia



**Briefing.com**









|                                     | Non-Professional Monthly Fee | Professional Monthly Fee |
|-------------------------------------|------------------------------|--------------------------|
| Global (includes all three regions) | 55.00                        | 155.00                   |
| North America                       | 33.00                        | 105.00                   |
| Europe                              | 22.00                        | 65.00                    |
| Asia-Pacific                        | 22.00                        | 55.00                    |

## Premium Newswires






Click a logo to learn more about a research provider and view a sample report.









|                                      | Non-Professional Monthly Fee | Professional Monthly Fee |
|--------------------------------------|------------------------------|--------------------------|
|                                      |                              |                          |
| Benzinga Pro<br><b>No API Access</b> | 37.00                        | 37.00                    |
| Benzinga Pro                         | 250.00                       | 250.00                   |

|   |          |          |
|---|----------|----------|
| <b>API Access:</b> Select this subscription to access the Benzinga Pro news feed via the Trader Workstation API.  |          |          |
| <br>* FREE TRIAL   |          |          |
| Briefing in Play  | 34.20    | 34.20    |
| Briefing in Play Plus   | 55.80    | 55.80    |
| Briefing Trader<br><b>API Access:</b> Briefing.com allows approved Briefing Trader subscribers access to the subscription's live headlines via the Trader Workstation API. To qualify, you must submit an API entitlement application to Briefing.com for approval. Please contact Briefing.com directly at <a href="mailto:dbeasley@briefing.com">dbeasley@briefing.com</a> for more information and to apply. | 320.00   | 320.00   |
| <br>* FREE TRIAL   |          |          |
| Dow Jones News Service: North America   | 115.00   | 115.00   |
| Dow Jones Institutional News: Global  | 214.00   | 214.00   |
| Dow Jones Real-Time News: Global  | 55.00    | N/A      |
| Dow Jones Real-Time News: North America   | 30.00    | N/A      |
| Dow Jones Real-Time News: Europe  | 30.00    | N/A      |
| Dow Jones Real-Time News: Asia-Pacific  | 30.00    | N/A      |
| <br>* FREE TRIAL   |          |          |
| The Fly<br><b>No API Access</b>   | 21.00    | 21.00    |
| The Fly<br><b>API Access:</b> Select this subscription to access The Fly news feed via the Trader Workstation API.  | 600.00   | 600.00   |
| <br>* FREE TRIAL   |          |          |
| MT Newswires "Live Briefs Pro" - North America<br><b>No API Access</b>  | 33.75    | 33.75    |
| MT Newswires "Live Briefs Pro" - North America<br><b>API Access:</b> Select this subscription to access the MT Newswires Live Briefs Pro news feed via the Trader Workstation API.  | 1,000.00 | 1,000.00 |
| MT Newswires "Live Briefs Pro" - Global   | 50.00    | 50.00    |
| <br>* FREE TRIAL   | 5.00     | 5.00     |









|   |                                       |        |
|---|---------------------------------------|--------|
| <b>streetaccount</b><br>FACTSET * FREE TRIAL  | 315.00                                | 315.00 |
| StreetInsider.com<br>* FREE TRIAL   | 49.00                                 | 49.00  |
|  THOMSON REUTERS |                                       |        |
| Reuters Global Newswire   | FREE for Active Accounts <sup>1</sup> | 65.00  |

## A La Carte Research Subscription Prices

|   | Non-Professional Monthly Fee | Professional Monthly Fee |
|---|------------------------------|--------------------------|
|  <b>Asbury Research</b><br>* FREE TRIAL  |                              |                          |
| The Asbury Research Keys to This Week - US Stock Market and Weekly Wrap-Up  | 125.00                       | 125.00                   |
| The Asbury Research Monthly Investment Compass  | 50.00                        | 50.00                    |
|  <b>ARGUS</b><br>Independent Research Since 1934 * FREE TRIAL                              | 25.00                        | 50.00                    |
|  <b>estimize</b><br>* FREE TRIAL   | 30.00                        | 30.00                    |
|  <b>etfguide</b><br>* FREE TRIAL   | 29.99                        | 29.99                    |
|  <b>Ford Equity Research</b><br>A Mergent Company * FREE TRIAL                             | 20.00                        | 40.00                    |
|  <b>GUOSEN</b><br>* FREE TRIAL   |                              |                          |
| Guosen Chinese Research Complete  | 27.50                        | 137.50                   |
| Guosen Chinese Research Lite  | 11.00                        | 55.00                    |
|  <b>Hammerstone Markets Inc.</b><br>News and Analysis For The Informed Trader * FREE TRIAL | 50.00                        | 50.00                    |
| <b>The Hightower Report</b><br>* FREE TRIAL   |                              |                          |

|  |                        |                        |
|--|------------------------|------------------------|
| Hightower Report Daily Energy Comment  | 35.00                  | 35.00                  |
| Hightower Report Daily Financials Comment  | 35.00                  | 35.00                  |
| Hightower Report Daily Grains Comment  | 35.00                  | 35.00                  |
| Hightower Report Daily Livestock Comment   | 35.00                  | 35.00                  |
| Hightower Report Daily Metals Comment  | 35.00                  | 35.00                  |
| Hightower Report Daily Soft Commodities Comment  | 35.00                  | 35.00                  |
| Hightower Report Daily Package   | 75.00                  | 75.00                  |
| Hightower Report Weekly Report Market Letter   | 25.00                  | 25.00                  |
|  * FREE TRIAL   | 75.00                  | 75.00                  |
| <b>MARKET EDGE®</b><br>* FREE TRIAL  |                        |                        |
| MarketEdge NP  | 9.45                   | 12.15                  |
| MarketEdge Point & Figure Breakouts and Early Alerts   | 10.00                  | 10.00                  |
|  * FREE TRIAL   | 28.00                  | 28.00                  |
| <b>MRP</b><br>* FREE TRIAL   |                        |                        |
| McAlinden Research Products  | 135.00                 | 337.50                 |
|  * FREE TRIAL | 14.18                  | 35.00                  |
|  * FREE TRIAL | 17.40                  | 34.80                  |
| <b>NIGHTBERG</b><br>* FREE TRIAL   | 975.00                 | 975.00                 |
|  * FREE TRIAL | Available Upon Request | Available Upon Request |
|  * FREE TRIAL | 99.00                  | 99.00                  |
|  * FREE TRIAL | 200.00                 | 200.00                 |
|  * FREE TRIAL | 9.00                   | 15.00                  |




|   |        |        |
|---|--------|--------|
|    |        |        |
| * FREE TRIAL  |        |        |
| Combo Wave  | 50.00  | 50.00  |
| Porsche Dots  | 50.00  | 50.00  |
| TTM Squeeze   | 50.00  | 50.00  |
| Wave A/B/C  | 50.00  | 50.00  |
|    |        |        |
| * FREE TRIAL  |        |        |
| Strategas   | 201.25 | 333.50 |
|    |        |        |
| * FREE TRIAL  |        |        |
| TheStreet Ratings   | 9.98   | 9.98   |
|    |        |        |
| * FREE TRIAL  |        |        |
| validea   | 10.80  | 10.80  |
|    |        |        |
| * FREE TRIAL  |        |        |
| ValuEngine  | 16.20  | 32.40  |
| ValuEngine Report Pro – Chinese   | 5.00   | 5.00   |
|  |        |        |
| * FREE TRIAL  |        |        |
| Waverly Advisors  | 99.00  | 499.00 |
|  |        |        |
| * FREE TRIAL  |        |        |
| WaveStructure   | 118.80 | 390.00 |
|  |        |        |
| * FREE TRIAL  |        |        |
| websim  |        |        |
| Websim Premium News   | 19.00  | 39.00  |
| Websim Italian Equity Research  | 29.00  | 49.00  |

## Separate Data Services

Available to all clients.

|   | Non-Professional Monthly Fee | Professional Monthly Fee |
|---|------------------------------|--------------------------|
|                  | 1.00                         | 2.00                     |
|  THOMSON REUTERS |                              |                          |

|   |      |       |
|---|------|-------|
| Thomson Reuters News (English plus 10 other languages)                            | FREE | 65.00 |
|  | 5.00 | 20.00 |

#### Disclosures

- \* FREE TRIAL - Receive free for a 30 day period from date of subscription. The free trial subscription will terminate once the 30 day period is over. Once the trial data has terminated, the account may elect to re-subscribe to continue receiving the data. Should the trial data terminate mid-month and the election is made to re-subscribe, a full month charge will be levied as the exchanges do not prorate fees. For example, an account subscribing to a service subject to a free trial on October 15 will receive data for free until November 14. Should the account wish to continue receiving data past the 14th, the account must log into Account Management and re-subscribe once the data has terminated. The re-subscription will result in a full month charge for November. This data will then continue until the account unsubscribes from the service.
  - Market Data and Research Subscription Termination - If you do not log into ZacsTrade Pro for 60 days, you will be notified that your active market data and research subscriptions will expire at the end of the current month. You can avoid subscription termination by logging into ZacksTrade Pro or by choosing to continue the subscriptions on the Market Data and Research pages in Account Management.
  - Market data subscription costs will not be pro-rated. Users who subscribe to or unsubscribe from data mid-month will be charged at the full month rate.
1. \$7 fee assessed on months where commissions total less than 20,000 shares of a stock above \$1 per share, or execute 85 trades above \$1 per share, or trade \$6,000 of a stock less than %1 per share, or trade 55 options contracts per month, or make 30 options trades a month or a combination of the above that is below the required minimum.
  2. \$3 fee assessed on months where commissions total less than 20,000 shares of a stock above \$1 per share, or execute 85 trades above \$1 per share, or trade \$6,000 of a stock less than %1 per share, or trade 55 options contracts per month, or make 30 options trades a month or a combination of the above that is below the required minimum.